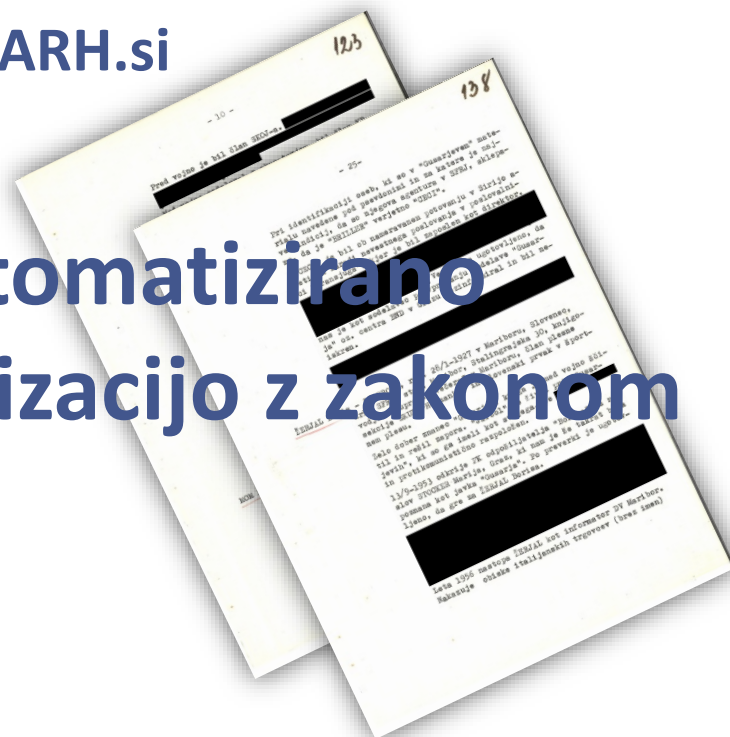




Delovni sestanek projektne skupine e-ARH.si KC4.4

Programska rešitev za avtomatizirano razpoznavanje in anonimizacijo z zakonom varovanih podatkov



dr. Gregor Jenuš

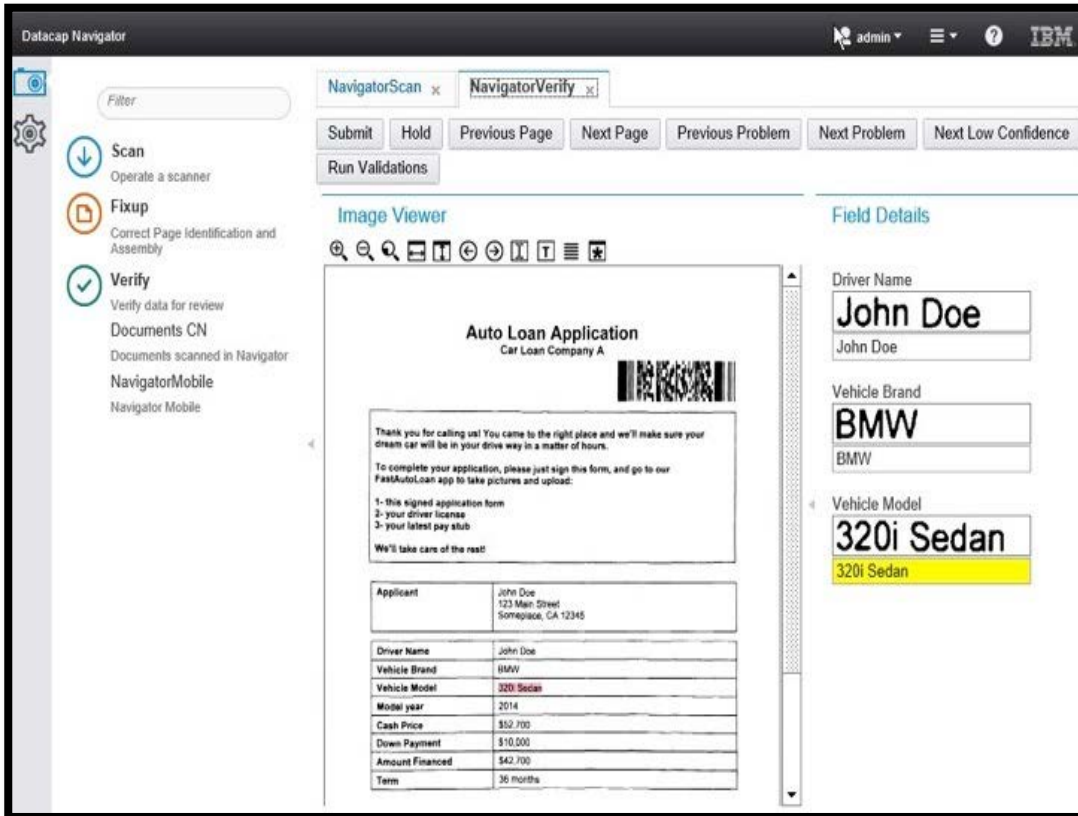
Ljubljana, 13. 6. 2019



EVROPSKA UNIJA
EVROPSKI
SOCIALNI SKLAD
NALOŽBA V VAŠO PRIHODNOST

Šifra naloge	Naloga/Izdelek	Predviden začetek 2019	Predviden zaključek	Osebe
Gregor Jenuš (ARS), Mojca Kosi (ARS), Tatjana Hajtnik (ARS), Boris Domajnko (ARS), Aida Škoro Babič (ARS), Anja Paulič (ARS), Brane Radulovič (ARS), Damjan Lindetal (ZAP), Boštjan Zajšek (PAM), Tine Završnik (ARS), Antun Smerdel (ARS), Vlado Torov (ARS), Vanja Pfajfar (ARS), Žiga Koncilija (ARS)				
KC4.4 Programska rešitev za avtomatizirano razpoznavanje in anonimizacijo z zakonom varovanih podatkov		1.01.2019	31.03.2020	
KC4.4 Programska rešitev za avtomatizirano razpoznavanje in anonimizacijo z zakonom varovanih podatkov	R_KC4.4.1 Raziskava dobrih praks za anonimizacijo z zakonom varovanih podatkov	1.01.2019	28.02.2019	Poročilo o raziskavi dobrih praks pripravi: Gregor Jenuš
	R_KC4.4.1.1 Pregled rešitev na trgu - iskanje 'redact' rešitev	6.02.2019	22.02.2019	Anja Paulič , Vladimir Torov, Damjan Lindental, Antun Smerdel, Boštjan Zajšek
	R_KC4.4.1.2 OCR arhivskega gradiva - iskanje rešitev	6.02.2019	22.02.2019	Antun Smerdel , Boris Domajnko, Tine Završnik, Tatjana Hajtnik, Damjan Lindental
	R_KC4.4.1.3 Preizkus že najdenih orodij	6.02.2019	22.02.2019	Gregor Jenuš , Aida Škoro Babič, Vanja Pfajfar, Vladimir Torov, Anja Paulič, Mojca Kosi, Branko Radulovič, Boštjan Zajšek, Žiga Koncilija, Damjan Lindental
→	R_KC4.4.2 Specifikacija rešitve za anonimizacijo z zakonom varovanih podatkov	1.03.2019	31.03.2019	Osutek: Gregor Jenuš , Tatjana Hajtnik, Vladimir Torov
→	R_KC4.4.3 Izvedba javnega naročila za nakup licenc programske opreme (razpisna dokumentacija, pogodba, namestitve, izobraževanje uporabnikov)	1.04.2019	30.04.2019	Osutek: Gregor Jenuš , Tatjana Hajtnik, Vladimir Torov
	R_KC4.4.4 Izobraževanje ključnih uporabnikov in testiranje rešitve	1.05.2019	31.10.2019	celotna delovna skupina
→	R_KC4.4.5 Izdelava in dopolnjevanje procesa anonimizacije (work-flow)	1.02.2019	30.06.2019	Vanja Pfajfar , Gregor Jenuš, Aida Škoro Babič, Vladimir Torov, Mojca Kosi, Branko Radulovič, Boštjan Zajšek, Žiga Koncilija, Anja Paulič, Damjan Lindental
→	R_KC4.4.6 Izdelava in dopolnjevanje geslovnika najbolj pogostih besed za anonimizacijo po posameznih področjih (zdravstvo, gospodarstvo, itd.)	1.02.2019	30.06.2019	Aida Škoro Babič , Gregor Jenuš, Vanja Pfajfar, Vladimir Torov, Mojca Kosi, Branko Radulovič, Boštjan Zajšek, Žiga Koncilija, Damjan Lindental
→	R_KC4.4.7 Priprava in dopolnjevanje navodil za izvajanje anonimizacije	1.05.2019	31.03.2020	celotna delovna skupina
	R_KC4.4.8 Prenos rešitve v produkcijsko okolje	1.11.2019	31.01.2020	celotna delovna skupina
	R_KC4.4.9 Prenos rešitve v DRO	1.02.2020	31.03.2020	bo določeno naknadno

Programska rešitev podjetja IBM: IBM Data Capture



The screenshot displays the IBM Data Capture software interface. The main window shows a scanned document titled "Auto Loan Application" from "Car Loan Company A". The document content includes a QR code, a thank-you message, and instructions for completing the application. Below the document, a table lists the extracted data:

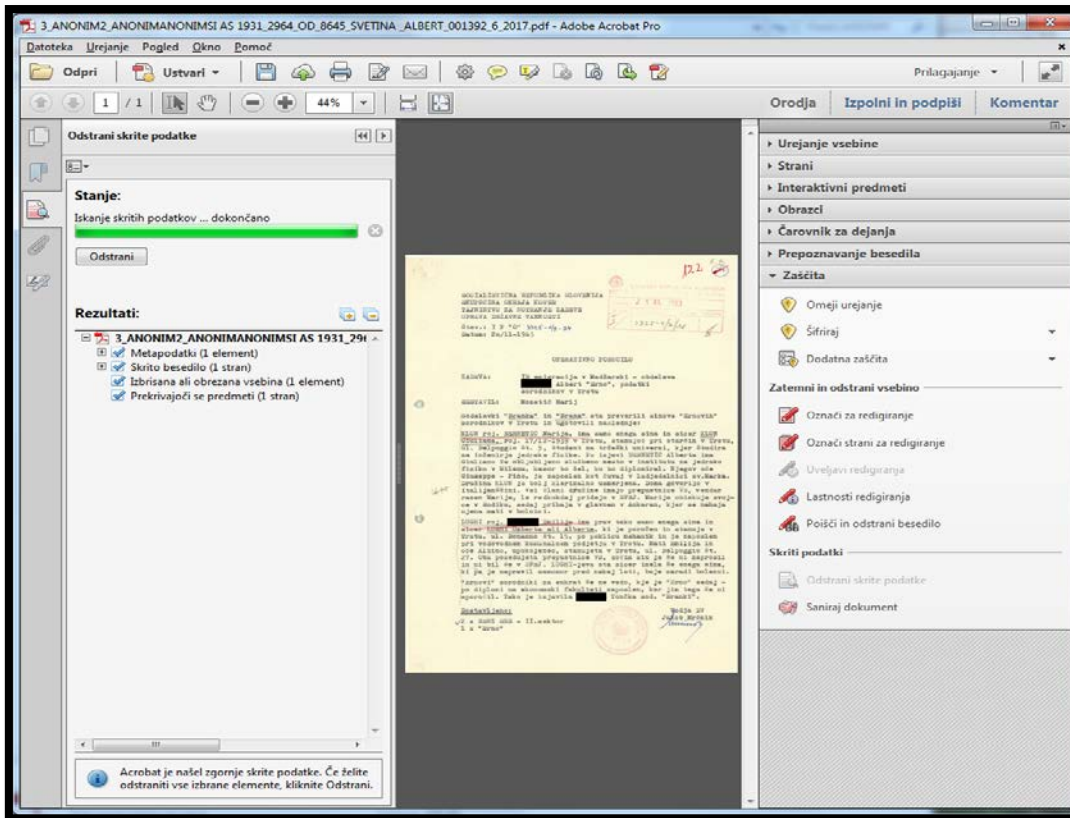
Applicant	John Doe 123 Main Street Someplace, CA 12345
Driver Name	John Doe
Vehicle Brand	BMW
Vehicle Model	320i Sedan
Model year	2014
Cash Price	\$32,700
Down Payment	\$10,000
Amount Financed	\$42,700
Term	36 months

The interface also features a sidebar with navigation options (Scan, Fixup, Verify), a top navigation bar with buttons like "Submit", "Hold", and "Previous Page", and a "Field Details" panel on the right that displays the extracted data in a structured format.


- predstavitev v mesecu decembru: uporabnost za uvoz različnih formatov, anonimizacija oz. iskanje besed je možno
- **IZVOZ V DANEM TRENUTKU NI MOŽEN!**



Programska rešitev podjetja Adobe: Adobe Acrobat Pro



- Orodje Adobe Acrobat Pro omogoča anonimizacijo gradiva, ki ima vključeno funkcijo OCR
- **Ustvarjanje geslovnika** (tezavra besed) za avtomatizirano iskanje
- ko iskane besede najdemo, jih program označi in omogoča anonimizirani izvoz PDF dokumenta



Programska rešitev Objective Redact



The screenshot shows the Objective Redact website homepage. At the top left is the logo 'Objective REDACT'. To the right is a navigation menu with links: Overview, Benefits, The Process, Customers, Features, Pricing, Resources, and a 'BUY NOW' button. The main content area features the headline 'Eliminate disclosure risk with digital redaction' in blue text. Below it, a sub-headline reads 'Reduce printing costs and the risk of human manual redaction errors.' The main text describes the tool as fast, accurate, and easy-to-use, capable of irreversibly masking information, author's changes, and hidden data from any electronic document, not just PDFs. It also mentions that the software searches for phrases and recurring expressions like dates of birth, credit cards, and social security numbers, and completely removes them along with any hidden data or code. A 'LEARN MORE' button is located at the bottom left. On the right side of the main content area, there is an illustration of a laptop displaying a document with several black redaction bars.

- rešitev je primerna za strukturirane in nestrukturirane dokumente
- omogoča uvoz pdf in slikovnih (tiff, jpg) dokumentov
- omogoča nastavitve „vrednosti“ z geslovniki ali pred-nastavljanimi vsebinami
- omogoča „prosto“ anonimizacijo širših odstavkov

Programska rešitev Objective Redact



Automated redaction with OCR Find and automatically redact virtually any type of information such as: Social Security Numbers, Credit Card Numbers, names, email addresses and more. The OCR engine is built for speed and accuracy.



Remove all hidden information Permanently remove all text and image content marked for redaction, including any hidden data such as authors, creation dates and other attributes that can be stored within a file.



Batch redact multiple documents Save time with Batch redaction. Specify an input folder, pre-configure locations for your redacted documents and redact a group of documents at once.



Redact directly from your authoring application Send documents for redaction, as you're working on them. Simply select Objective Redact from the printer list in: Microsoft Word, Adobe Acrobat or Microsoft Outlook.



Save time with Templates Use templates to pre-define areas for redaction. Great for structured forms where data is in a fixed position, such as: order numbers, names, addresses etc. Store your templates for future use.



Collaborative document reviews Redaction only occurs on a "working copy", the original file is never modified. Send the working copy for review amongst your team before finalising the redaction.



Manual redaction tools A variety of tools allow you to redact any type of information. Use the Rectangle for areas, Scribble for freehand redactions and Stamp for customised approvals.



Exemption codes for global Privacy, FOI Acts and more Pre-defined exemption codes for FOI Act (50 U.S.C. 552), Privacy Act, Washington State codes, UK FOI Act 2000 and many more, can be applied to documents at the click of a button. You can also define custom exemption codes to suit your business policy.







Output and send redacted documents Output your final redacted document to PDF, TIFF or secure Working File. Send by email or print. Save your favourite options for next time.



Reports Reports show: information that was redacted, the type of information, number of instances a target was found, exemption codes used and the pages redactions occurred.

Programska rešitev Objective Redact

 A - Primer 10.PDF	26. 03. 2019 13:29	Adobe Acrobat D...	15.065 KB
 Primer 10.csv	26. 03. 2019 13:29	Microsoft Excelov...	1 KB
 R - Primer 10.PDF	26. 03. 2019 13:29	Adobe Acrobat D...	14.773 KB
 W - Primer 10.rxf	26. 03. 2019 13:29	Objective Redact ...	4.166 KB

Programska rešitev Objective Redact



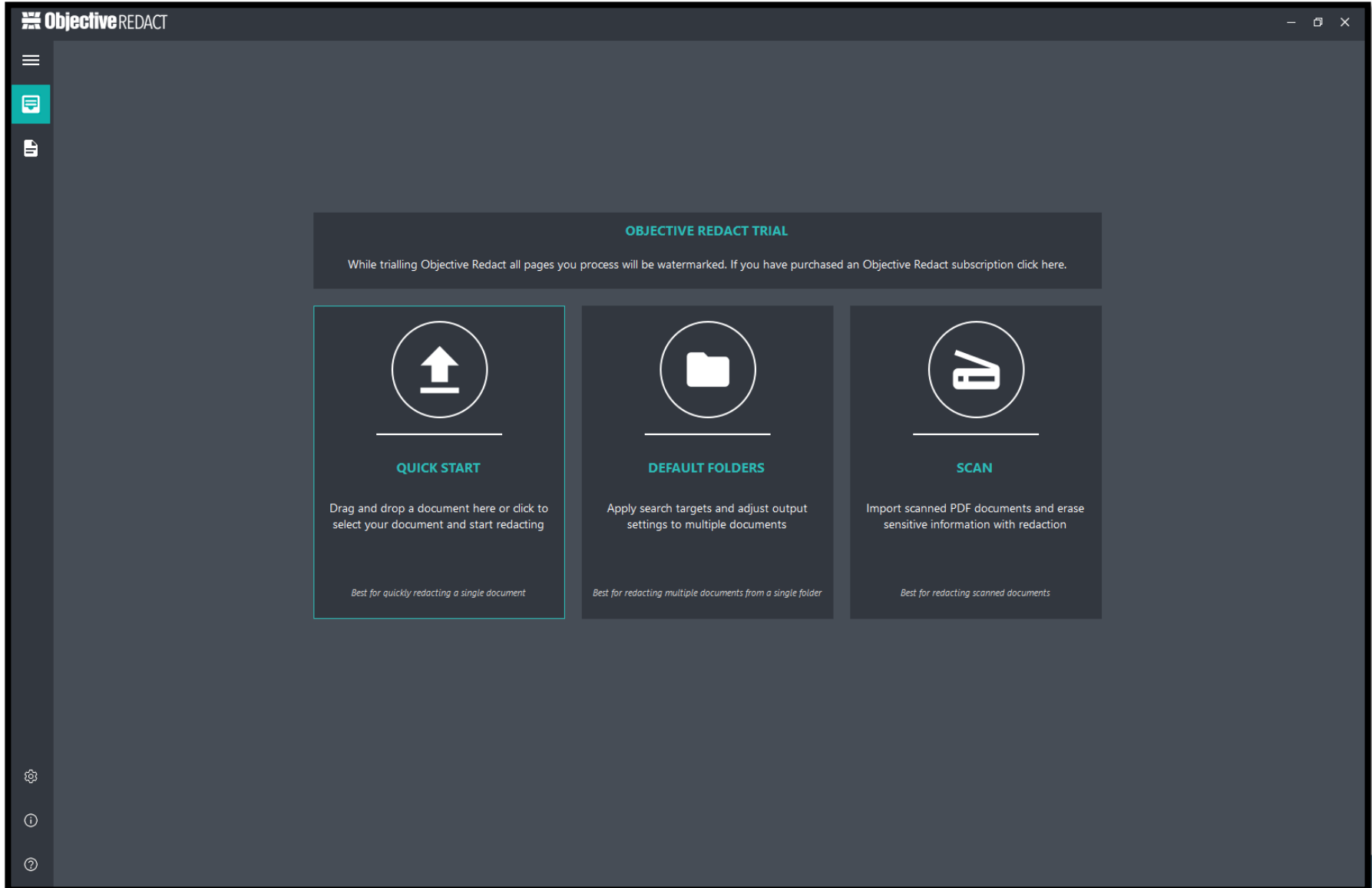
License Type	User Range	Price (per single-user license)
Single User	1 User	EUR € 299/pa
Small Team	2-10 Users	EUR € 249/pa
Medium Team	11-20 Users	EUR € 229/pa
Large Team	21-50 Users	EUR € 199/pa
Larger Team	Over 50 Users	Price on application

- licenčni nakup:
- single use = 299 €
- small team (2-10 up.) = 249 €
- medium team (11-20 up.) = 229 €
- large team (21-50 up.) 199 €

- enterprise (51-100 up.) “??”

- A omogoča **Cloud based operations?**

Programska rešitev Objective Redact

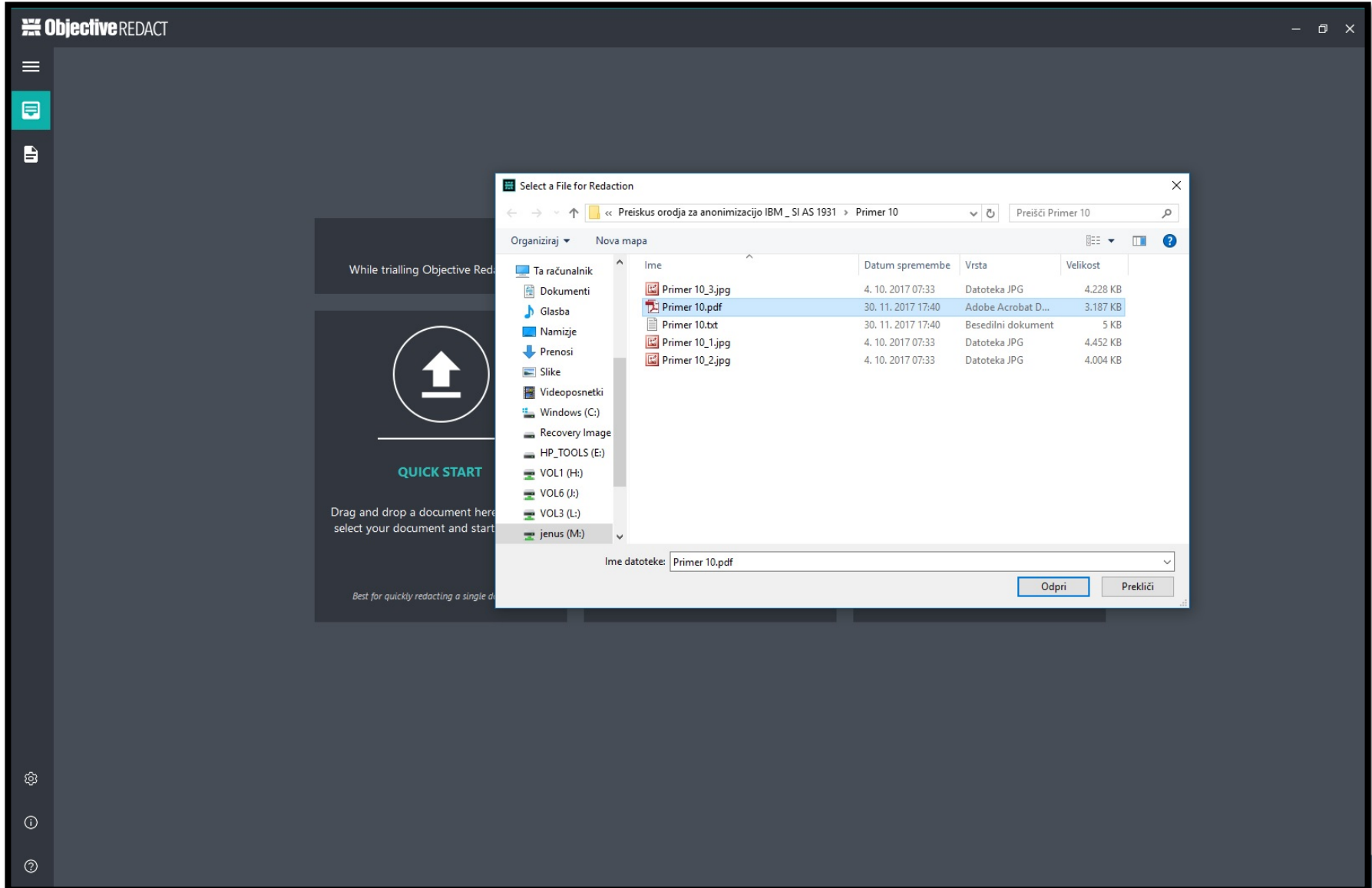


The screenshot shows the Objective Redact application window. The title bar reads "Objective REDACT". On the left, there is a sidebar with a hamburger menu, a document icon, and a file icon. The main content area features a dark grey background with a central panel titled "OBJECTIVE REDACT TRIAL" containing a watermark notice. Below this are three large, dark grey cards with white icons and text:

- QUICK START**: Icon of an upload arrow. Text: "Drag and drop a document here or click to select your document and start redacting". Subtext: "Best for quickly redacting a single document".
- DEFAULT FOLDERS**: Icon of a folder. Text: "Apply search targets and adjust output settings to multiple documents". Subtext: "Best for redacting multiple documents from a single folder".
- SCAN**: Icon of a scanner. Text: "Import scanned PDF documents and erase sensitive information with redaction". Subtext: "Best for redacting scanned documents".

At the bottom left of the sidebar, there are icons for settings, help, and a question mark.

Programska rešitev Objective Redact

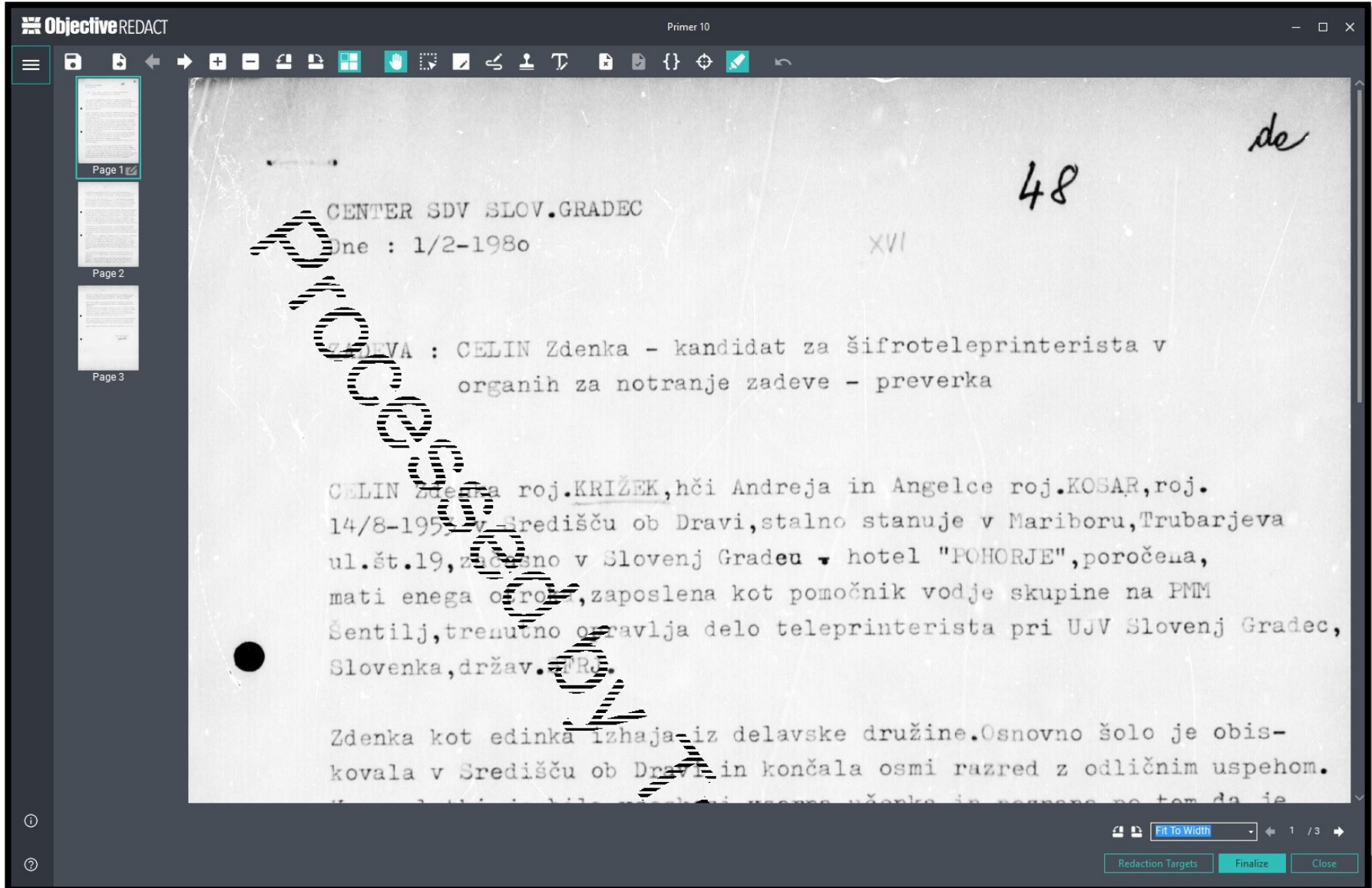


The screenshot shows the Objective Redact web application interface. The main area is dark grey with a sidebar on the left containing icons for home, documents, and settings. The main content area displays a "QUICK START" section with an upload icon and instructions: "Drag and drop a document here to select your document and start redacting." A file selection dialog box is open in the foreground, titled "Select a File for Redaction". The dialog shows the current directory as "Preiskus orodja za anonimizacijo IBM_Si AS 1931 > Primer 10". The file list is as follows:

Ime	Datum spremembe	Vrsta	Velikost
Primer 10_3.jpg	4. 10. 2017 07:33	Datoteka JPG	4,228 KB
Primer 10.pdf	30. 11. 2017 17:40	Adobe Acrobat D...	3,187 KB
Primer 10.txt	30. 11. 2017 17:40	Besedilni dokument	5 KB
Primer 10_1.jpg	4. 10. 2017 07:33	Datoteka JPG	4,452 KB
Primer 10_2.jpg	4. 10. 2017 07:33	Datoteka JPG	4,004 KB

The "Ime datoteke:" field at the bottom of the dialog is set to "Primer 10.pdf". The "Odpri" (Open) button is highlighted.

Programska rešitev Objective Redact



The screenshot displays the Objective Redact software interface. The main window shows a document with the following text:

CENTER SDV SLOV.GRADEC
Dne : 1/2-1980

48 *de*

XVI

ZADEVA : CELIN Zdenka - kandidat za šifroteleprinterista v organih za notranje zadeve - preverka

CELIN Zdenka roj.KRIŽEK, hči Andreja in Angelce roj.KOSAR, roj. 14/8-1955, v Središču ob Dravi, stalno stanuje v Mariboru, Trubarjeva ul. št. 19, zaposlena v Slovenj Gradcu v hotel "POHORJE", poročena, mati enega otroka, zaposlena kot pomočnik vodje skupine na PMM Šentilj, trenutno opravlja delo teleprinterista pri UJV Slovenj Gradec, Slovenka, držav. ~~PRJ.~~

Zdenka kot edinka izhaja iz delavske družine. Osnovno šolo je obiskovala v Središču ob Dravi in končala osmi razred z odličnim uspehom. ~~Učenci so bili izbrani za učence učence in učence po tem da je~~

The interface includes a toolbar at the top with various icons for editing and navigation. On the left, there is a sidebar showing a preview of the document's pages (Page 1, Page 2, Page 3). At the bottom, there are controls for zooming (Fit To Width) and buttons for Redaction Targets, Finalize, and Close.



Programska rešitev Objective Redact

Redaction Targets

These items will be redacted from your document.
You will be able to review the redactions before finalizing the document.

Rec

RE

Redaction Target

Search for _____

Word or phrase: Celin

Match case Whole word

Structured text: _____

Exemption Codes

CODE	DESCRIPTION

Show line

OK Cancel

Ter

No template _____ Change...

Show this window when redacting a new document

OK Cancel

Programska rešitev Objective Redact

Redaction Targets

These items will be redacted from your document.
You will be able to review the redactions before finalizing the document.

Redaction Targets

REDACTION TARGET	EXEMPTION CODES
"Celin"	
"Zdenka"	
"Križek"	
"Andreja"	
"Angelca"	
"Kosek"	
"religij"	
"versk"	
"Andrej"	
"Kosar"	
"Zimrajh"	
"Anton"	
"Marij"	
"Stojan"	
"zaprt"	
"taborišč"	
"invalid"	

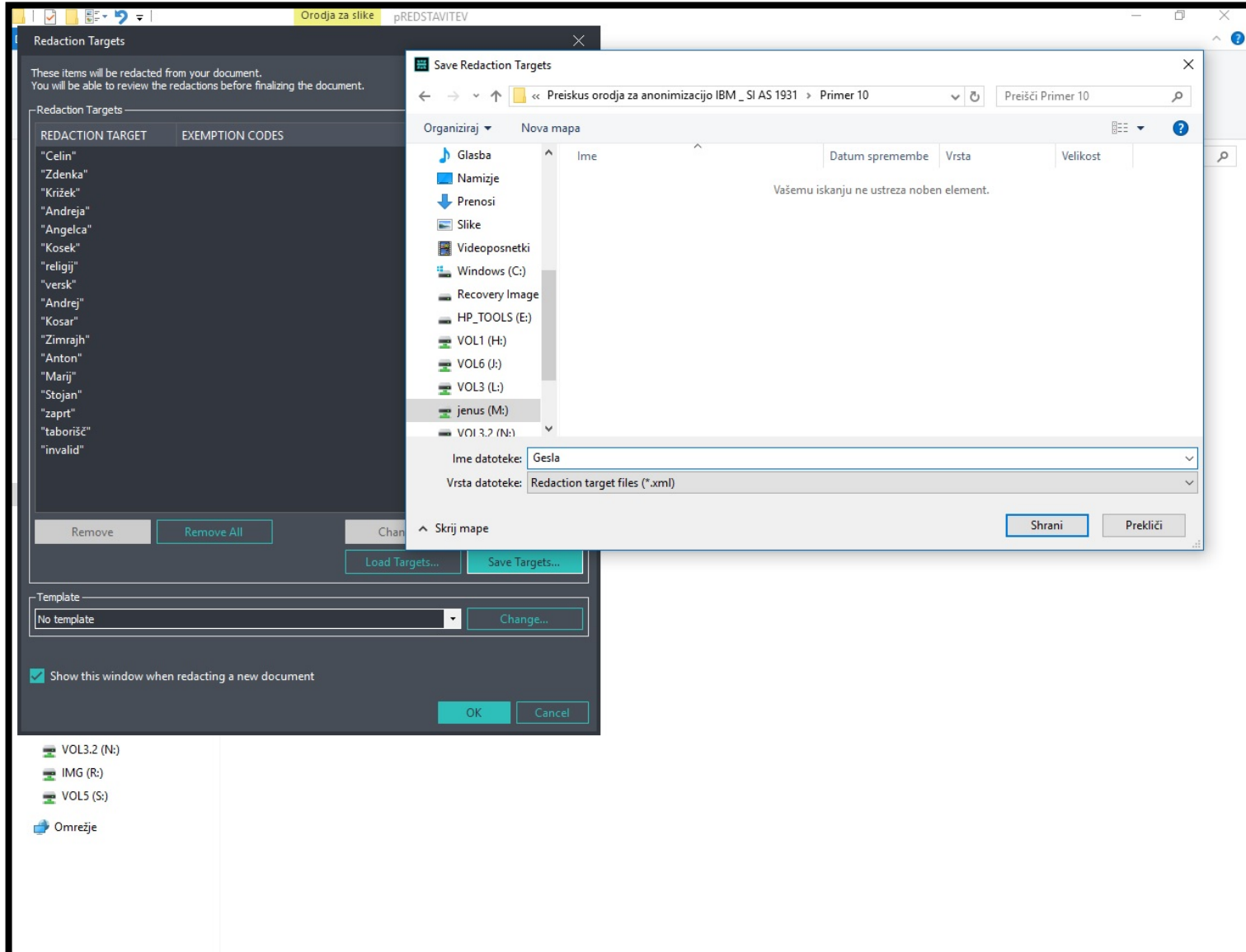
Remove Remove All Change... Add Target... Load Targets... Save Targets...

Template
No template Change...

Show this window when redacting a new document

OK Cancel

Programska rešitev Objective Redact



The screenshot displays the 'Objective Redact' software interface. The main window, titled 'Redaction Targets', shows a list of redaction targets and exemption codes. A 'Save Redaction Targets' dialog box is open, allowing the user to save the current targets to a file. The dialog shows the file name 'Gesla' and the file type 'Redaction target files (*.xml)'. The background window lists various redaction targets and exemption codes.

Redaction Targets

These items will be redacted from your document. You will be able to review the redactions before finalizing the document.

REDACTION TARGET	EXEMPTION CODES
"Celin"	
"Zdenka"	
"Križek"	
"Andreja"	
"Angelca"	
"Kosek"	
"religij"	
"versk"	
"Andrej"	
"Kosar"	
"Zimrajh"	
"Anton"	
"Marij"	
"Stojan"	
"zaprt"	
"taborišč"	
"invalid"	

Remove Remove All Change Load Targets... Save Targets...

Template: No template Change...

Show this window when redacting a new document

OK Cancel

Save Redaction Targets

Preišči Primer 10

Organiziraj Nova mapa

Ime Datum spremembe Vrsta Velikost

Vašemu iskanju ne ustreza noben element.

Ime datoteke: Gesla







Vrsta datoteke: Redaction target files (*.xml)

Shrani Prekliči

Skrij mape

VOL3.2 (N:) IMG (R:) VOL5 (S:) Omrežje

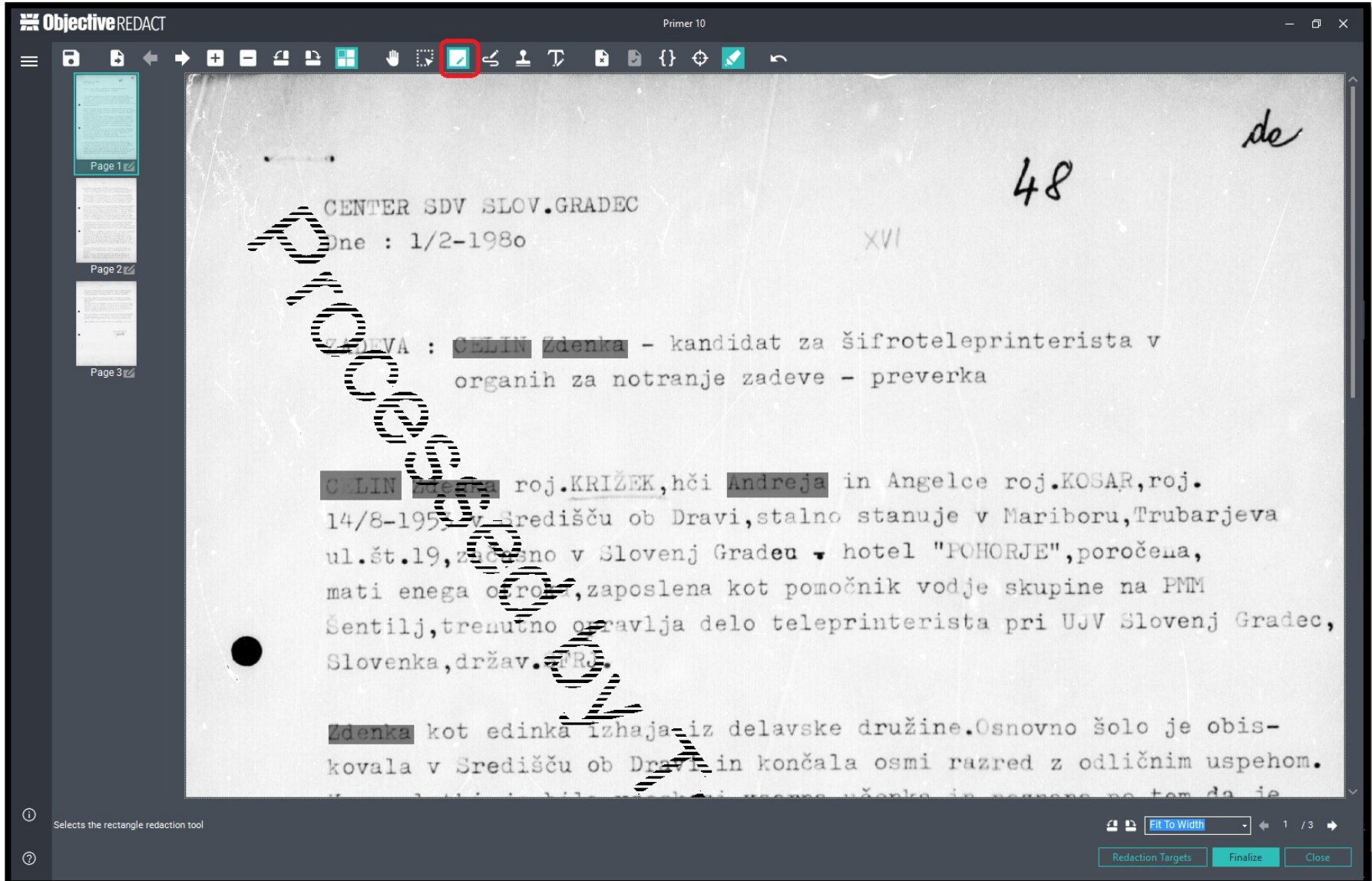
Programska rešitev Objective Redact

 Gesla.xml	26. 03. 2019 13:04	Dokument XML	3 KB
 Primer 10.pdf	30. 11. 2017 17:40	Adobe Acrobat D...	3.187 KB
 Primer 10.txt	30. 11. 2017 17:40	Besedilni dokument	5 KB
 Primer 10_1.jpg	4. 10. 2017 07:33	Datoteka JPG	4.452 KB
 Primer 10_2.jpg	4. 10. 2017 07:33	Datoteka JPG	4.004 KB
 Primer 10_3.jpg	4. 10. 2017 07:33	Datoteka JPG	4.228 KB

Programska rešitev Objective Redact

```
<?xml version="1.0" encoding="utf-8" ?>
- <RedactionTargets>
  <PlainTextTarget id="c8e66c3b-aa81-4271-ad43-513ab30be915" TargetText="Celin" CaseSensitive="False" WholeWord="False" />
  <PlainTextTarget id="df338a9f-f0d5-4611-895a-b7c45cce82ee" TargetText="Zdenka" CaseSensitive="False" WholeWord="False" />
  <PlainTextTarget id="8ec61d6e-2c73-43dd-b480-894d01cb990b" TargetText="Križek" CaseSensitive="False" WholeWord="False" />
  <PlainTextTarget id="98294b27-f880-4846-92d1-e1f1c3822f07" TargetText="Andreja" CaseSensitive="False" WholeWord="False" />
  <PlainTextTarget id="51e0f8ca-7ee2-48cb-8b24-bc1ce11ca9b1" TargetText="Angelca" CaseSensitive="False" WholeWord="False" />
  <PlainTextTarget id="f20cb2d5-0d97-4c52-9bda-bc2acc883e35" TargetText="Kosek" CaseSensitive="False" WholeWord="False" />
  <PlainTextTarget id="6a58e2be-593f-4fad-8430-9d39384829c9" TargetText="religij" CaseSensitive="False" WholeWord="False" />
  <PlainTextTarget id="9502d1fa-5544-4fbd-bab2-c9b4b02dc8c2" TargetText="versk" CaseSensitive="False" WholeWord="False" />
  <PlainTextTarget id="fd1fca54-e83f-4f6d-8079-34db8813f583" TargetText="Andrej" CaseSensitive="False" WholeWord="False" />
  <PlainTextTarget id="a81f2c97-1510-4037-9050-99164622a47f" TargetText="Kosar" CaseSensitive="False" WholeWord="False" />
  <PlainTextTarget id="f27b3c6c-2d7a-488e-9b04-60f59bc84811" TargetText="Zimrajh" CaseSensitive="False" WholeWord="False" />
  <PlainTextTarget id="84c0af2a-9d05-4344-9fe7-1a869af8c44a" TargetText="Anton" CaseSensitive="False" WholeWord="False" />
  <PlainTextTarget id="04f2a8fc-255f-467d-93a9-0d0e5a1f6017" TargetText="Marij" CaseSensitive="False" WholeWord="False" />
  <PlainTextTarget id="e0de1b64-13a2-4eb8-9cd3-74643a3fc130" TargetText="Stojan" CaseSensitive="False" WholeWord="False" />
  <PlainTextTarget id="ce31e188-a21e-4272-bb21-ce1d8b0842bd" TargetText="zaprt" CaseSensitive="False" WholeWord="False" />
  <PlainTextTarget id="99c06435-2289-46dc-85aa-f63df9d0fc5e" TargetText="taborišč" CaseSensitive="False" WholeWord="False" />
  <PlainTextTarget id="d5083b08-a97d-420c-93db-0ad10fada7d3" TargetText="invalid" CaseSensitive="False" WholeWord="False" />
  <PlainTextTarget id="9804c7fb-8e29-4f84-a56a-303caf3e59da" TargetText="uremij" CaseSensitive="False" WholeWord="False" />
  <PlainTextTarget id="5f0dcb09-f57c-4680-aa2a-f9b24265a244" TargetText="vnetje" CaseSensitive="False" WholeWord="False" />
  <PlainTextTarget id="425f3e5b-5cd9-4a33-84c6-1901785ce476" TargetText="ledvic" CaseSensitive="False" WholeWord="False" />
  <PlainTextTarget id="967575ae-e4b8-402a-a5ca-eff3bb864141" TargetText="Slovenec" CaseSensitive="False" WholeWord="False" />
  <PlainTextTarget id="4c5ea461-a65c-4730-95cc-bd297c15c393" TargetText="Slovenka" CaseSensitive="False" WholeWord="False" />
</RedactionTargets>
```


Programska rešitev Objective Redact



The screenshot displays the Objective Redact software interface. The main window shows a document with the following text:

CENTER SDV SLOV.GRADEC
Dne : 1/2-1980

48 de

XVI

...DEVA : **CELIN Zdenka** - kandidat za šifroteleprinterista v organih za notranje zadeve - preverka

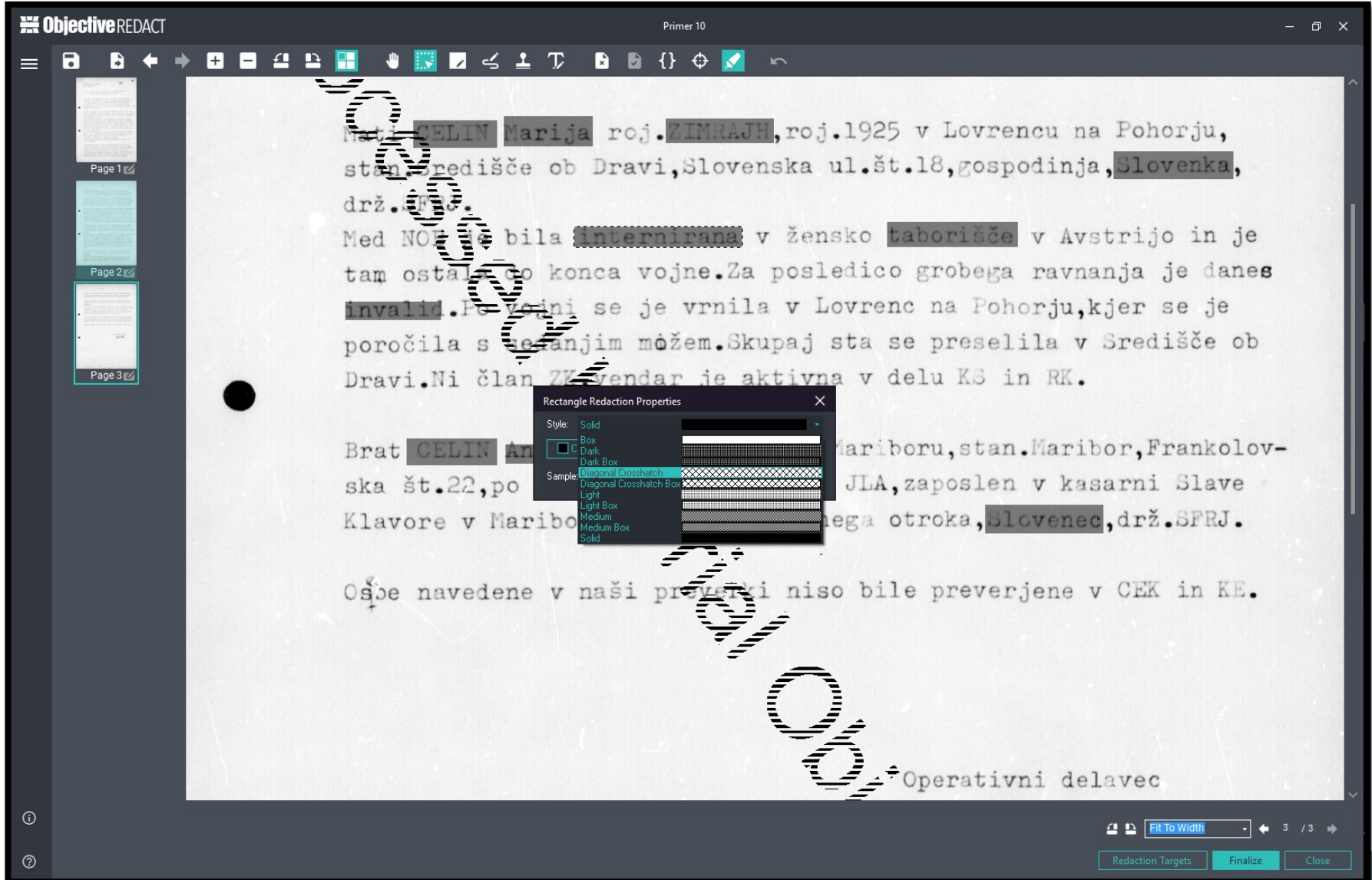
CELIN Zdenka roj.KRIŽEK, hči **Andreja** in Angelce roj.KOSAR, roj. 14/8-1955, v Središču ob Dravi, stalno stanuje v Mariboru, Trubarjeva ul.št.19, zdajšno v Slovenj Gradcu v hotel "POHORJE", poročena, mati enega otroka, zaposlena kot pomočnik vodje skupine na PMM Šentilj, trenutno opravlja delo teleprinterista pri UJV Slovenj Gradec, Slovenka, držav. PR.

Zdenka kot edinka izhaja iz delavske družine. Osnovno šolo je obiskovala v Središču ob Dravi, in končala osmi razred z odličnim uspehom.

The interface includes a toolbar with various tools, a sidebar showing document pages (Page 1, Page 2, Page 3), and a bottom status bar with a 'Fit To Width' dropdown, page navigation (1 / 3), and buttons for 'Redaction Targets', 'Finalize', and 'Close'. A large watermark 'POHORSKI' is visible diagonally across the document.

① Selects the rectangle redaction tool

Programska rešitev Objective Redact



The screenshot displays the Objective Redact software interface. The main window shows a document with several lines of text, some of which are redacted with black boxes. A dialog box titled "Rectangle Redaction Properties" is open, showing options for the redaction style (Solid, Box, Dark, Dark Box, Diagonal Crosshatch, Diagonal Crosshatch Box, Light, Light Box, Medium Box, Solid) and a sample of the selected style. The document text includes:

Matič. **CELIN Marija** roj. **ZIMRAJH**, roj. 1925 v Lovrencu na Pohorju, stan. Središče ob Dravi, Slovenska ul. št. 18, gospodinja, **Slovenka**, drž. SFRJ.

Med NOB je bila **internirana** v žensko **taborišče** v Avstrijo in je tam ostala do konca vojne. Za posledico grobega ravnanja je danes **invalid**. Po vojni se je vrnila v Lovrenc na Pohorju, kjer se je poročila s **večranjim možem**. Skupaj sta se preselila v Središče ob Dravi. Ni član ZK vendar je aktivna v delu KS in RK.

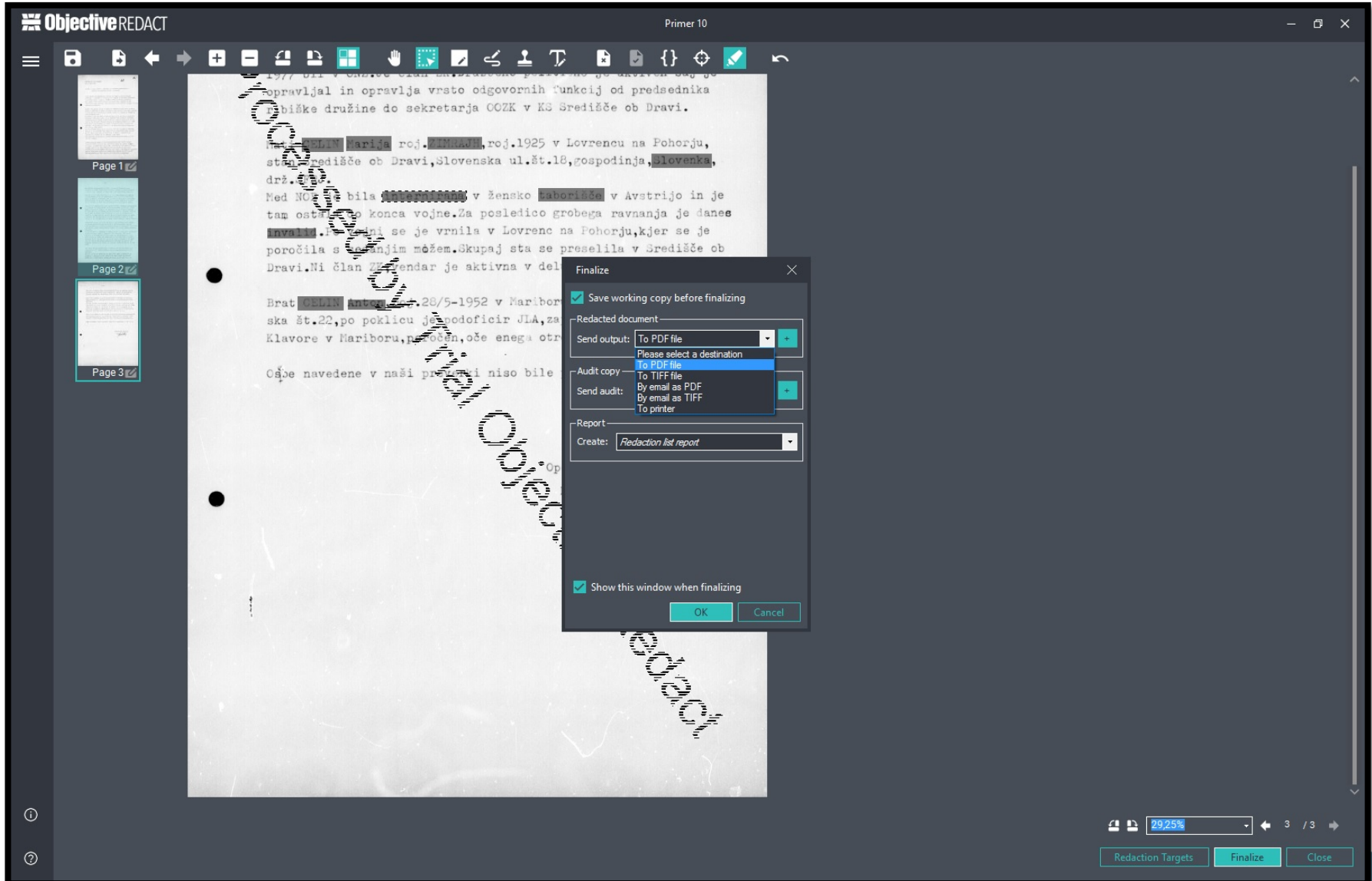
Brat **CELIN An** Mariboru, stan. Maribor, Frankolovska št. 22, po **JLA**, zaposlen v kasarni Slave Klavore v Maribo **mega otroka**, **Slovenec**, drž. SFRJ.

Ošbe navedene v naši preverki niso bile preverjene v CEK in KE.

Operativni delavec

The software interface includes a toolbar with various tools, a sidebar showing page thumbnails (Page 1, Page 2, Page 3), and a status bar at the bottom with "Fit To Width" and "Redaction Targets" buttons.

Programska rešitev Objective Redact

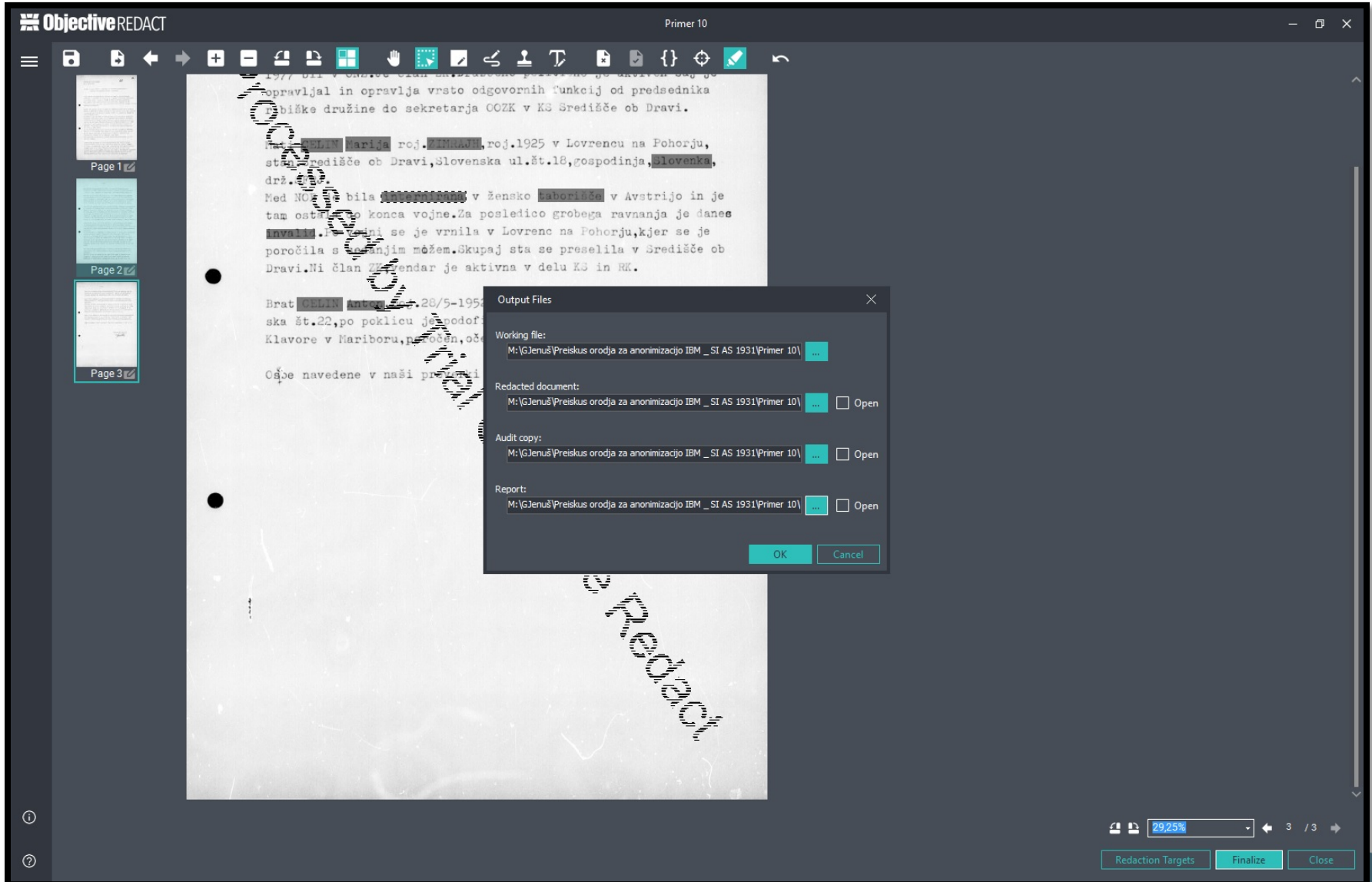


The screenshot displays the Objective Redact software interface. The main window shows a document with several redaction targets marked. A 'Finalize' dialog box is open, allowing the user to configure the finalization process. The dialog includes the following options:

- Save working copy before finalizing
- Redacted document:
 - Send output: To PDF file (dropdown menu)
 - Please select a destination
- Audit copy: To PDF file (dropdown menu)
- Send audit: To TIFF file, By email as PDF, By email as TIFF, To printer (dropdown menu)
- Report:
 - Create: Redaction list report (dropdown menu)
- Show this window when finalizing

Buttons for 'OK' and 'Cancel' are visible at the bottom of the dialog. The software interface also shows a toolbar with various tools, a page navigation pane on the left, and a status bar at the bottom right indicating 'Redaction Targets', 'Finalize', and 'Close' buttons, along with a zoom level of 29.25% and page 3 of 3.

Programska rešitev Objective Redact

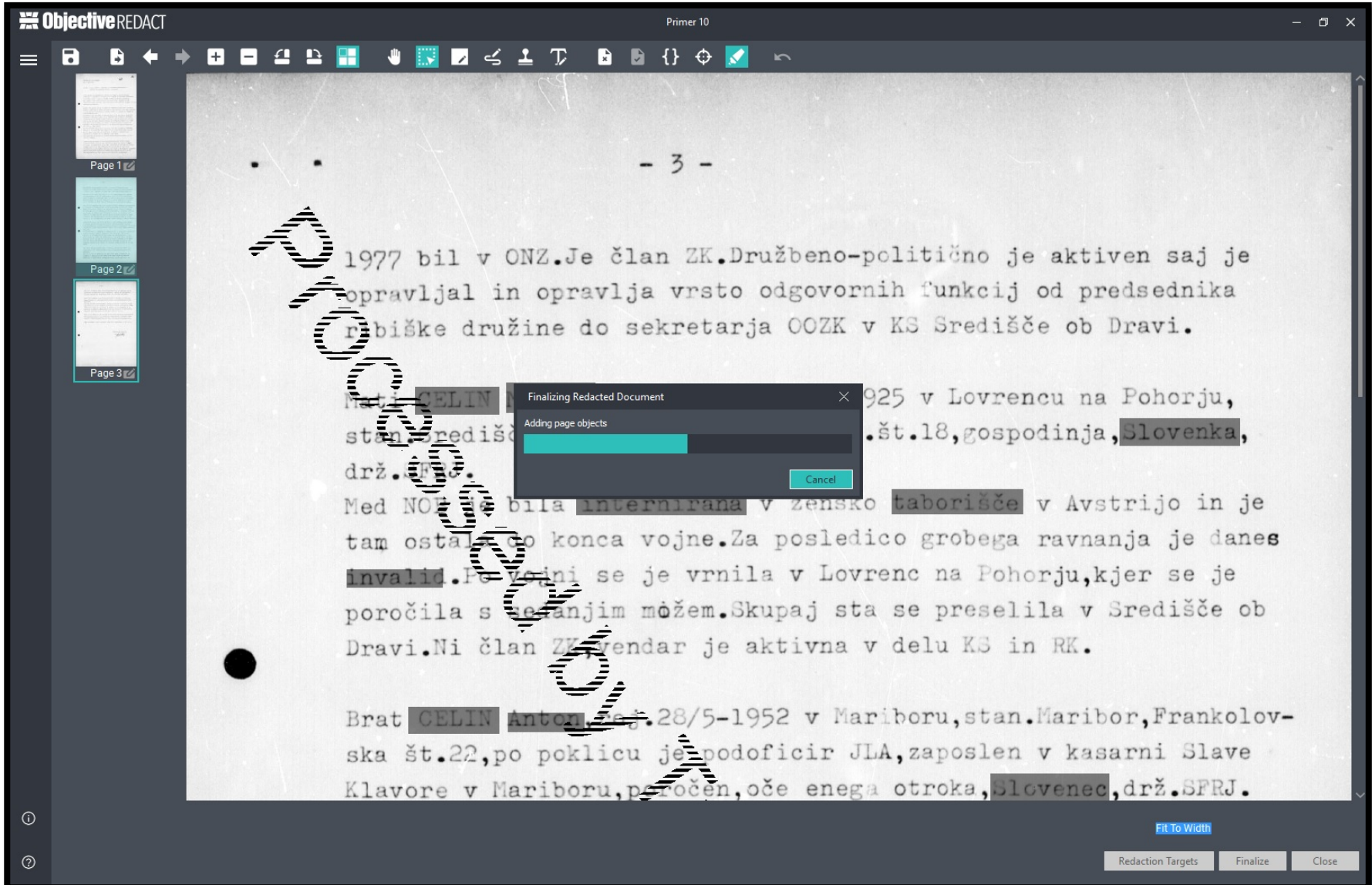


The screenshot displays the Objective Redact software interface. The main window shows a document with several redaction targets highlighted in red. A dialog box titled "Output Files" is open, showing the following options:

- Working file: M:\GJenuš\Preiskus orodja za anonimizacijo IBM _SI AS 1931\Primer 10\ ...
- Redacted document: M:\GJenuš\Preiskus orodja za anonimizacijo IBM _SI AS 1931\Primer 10\ ... Open
- Audit copy: M:\GJenuš\Preiskus orodja za anonimizacijo IBM _SI AS 1931\Primer 10\ ... Open
- Report: M:\GJenuš\Preiskus orodja za anonimizacijo IBM _SI AS 1931\Primer 10\ ... Open

The dialog box has "OK" and "Cancel" buttons at the bottom. The main window also shows a toolbar with various icons and a sidebar with page thumbnails (Page 1, Page 2, Page 3). The status bar at the bottom indicates a zoom level of 29.25% and a page number of 3 / 3.

Programska rešitev Objective Redact



The screenshot displays the Objective Redact software interface. The main window shows a document with several paragraphs of text. Some words and phrases are highlighted in grey, indicating they have been redacted. A large, diagonal watermark reading "Dokument" is overlaid on the text. A dialog box titled "Finalizing Redacted Document" is open in the center, with the sub-header "Adding page objects" and a progress bar. The dialog box has a "Cancel" button. The software interface includes a top menu bar with various icons, a left sidebar showing page thumbnails (Page 1, Page 2, Page 3), and a bottom status bar with buttons for "Redaction Targets", "Finalize", and "Close". The text in the document includes:

- 3 -





1977 bil v ONZ. Je član ZK. Družbeno-politično je aktiven saj je opravljal in opravlja vrsto odgovornih funkcij od predsednika rbiške družine do sekretarja OOZK v KS Središče ob Dravi.

Mati **CELIN** 1925 v Lovrencu na Pohorju, št. 18, gospodinja, **Slovenka**, drž. **FRG**.

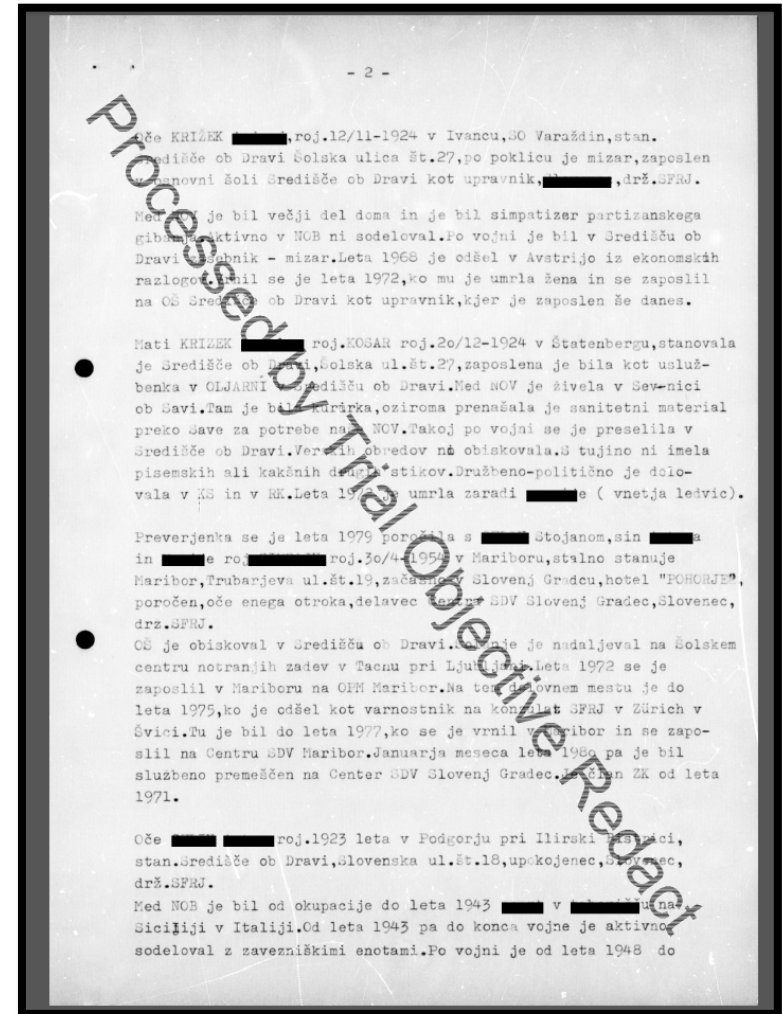
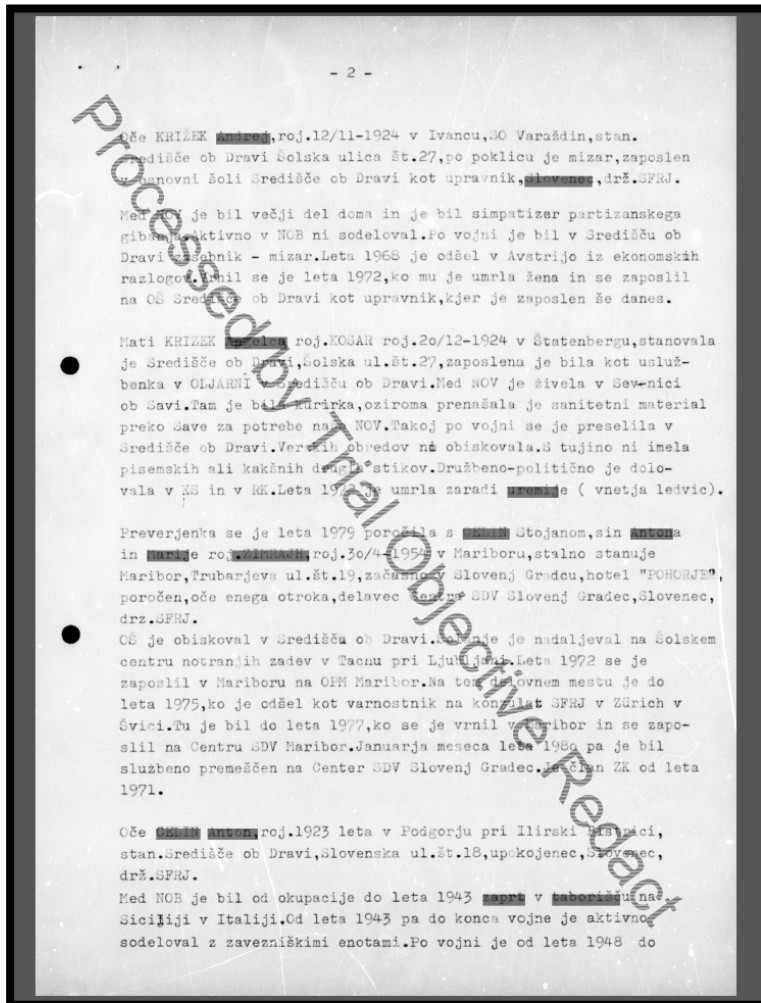
Med NOB je bila internirana v žensko taborišče v Avstrijo in je tam ostala do konca vojne. Za posledico grobega ravnanja je danes **invalid**. Po vojni se je vrnila v Lovrenc na Pohorju, kjer se je poročila s sedanjim možem. Skupaj sta se preselila v Središče ob Dravi. Ni član ZK, vendar je aktivna v delu KS in RK.

Brat **CELIN Anton**, roj. 28/5-1952 v Mariboru, stan. Maribor, Frankolovska št. 22, po poklicu je podoficir JLA, zaposlen v kasarni Slave Klavore v Mariboru, poročen, oče enega otroka, **Blovenec**, drž. **SPRJ**.

Programska rešitev Objective Redact

 A - Primer 10.PDF	26. 03. 2019 13:29	Adobe Acrobat D...	15.065 KB
 Primer 10.csv	26. 03. 2019 13:29	Microsoft Excelov...	1 KB
 R - Primer 10.PDF	26. 03. 2019 13:29	Adobe Acrobat D...	14.773 KB
 W - Primer 10.rxf	26. 03. 2019 13:29	Objective Redact ...	4.166 KB

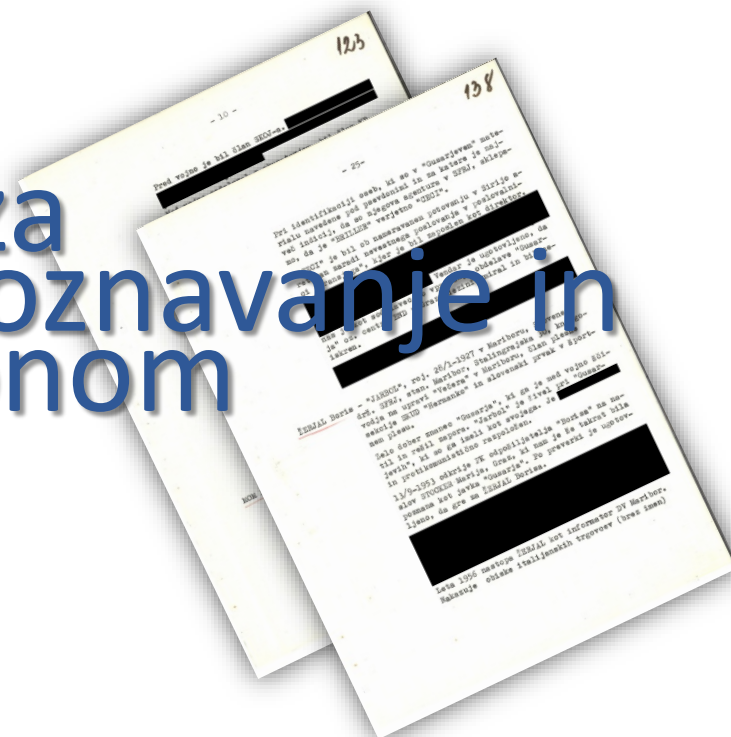
Programska rešitev Objective Redact





Sestanek skupine KC4.4

Programska rešitev za avtomatizirano razpoznavanje in anonimizacijo z zakonom varovanih podatkov



dr. Gregor Jenuš

Ljubljana, 13. 6. 2019

