

REPUBLIC OF SLOVENIA

Investor Presentation



December 2025



Ministry of Finance
Republic of Slovenia



Disclaimer

By reading these presentation slides, you agree to be bound by the following limitations:

The information in this document has been prepared by and is the sole responsibility of the Republic of Slovenia (acting through its Ministry of Finance) (the "Issuer") solely for the purposes of investor education. It has not been approved or endorsed by any dealer or manager retained by the Issuer.

NOT FOR DISTRIBUTION IN THE UNITED STATES, AUSTRALIA, CANADA OR JAPAN

Neither this presentation nor any copy of it may be taken or transmitted into, or distributed, directly or indirectly in, the United States of America, its territories or possessions, any State of the United States or the District of Columbia (where "possessions" include Puerto Rico, the U.S. Virgin Islands, Guam, American Samoa, Wake Island and the Northern Mariana Islands). Any offering of securities may not be offered or sold in the United States absent registration or an exemption from registration. The Issuer has not registered and does not intend to register any securities that may be described herein in the United States or to conduct a public offering of any securities in the United States. Any failure to comply with these restrictions may constitute a violation of United States securities laws. The distribution of this document in other jurisdictions may also be restricted by law, and persons into whose possession this document comes should inform themselves about, and observe, any such restrictions.

This presentation may be consulted or distributed, only by qualified institutional investors other than individuals and to whom such access is not restricted by the laws of any jurisdiction.

This document does not constitute an offer or invitation to sell, or a solicitation of an offer to buy, any securities, and nothing contained herein shall form the basis of any contract or commitment whatsoever. No reliance may be placed for any purposes whatsoever on the information contained in this presentation or any materials discussed verbally, or on its completeness, accuracy or fairness.

This document and its contents are strictly confidential and are being provided to you solely for your information and may not be retransmitted, further distributed to any other person or published, in whole or in part, by any medium or in any form for any purpose. The opinions presented herein are based on general information gathered at the time of writing and are subject to change without notice.

The communication of this document as a financial promotion is only being made to those persons falling within Article 12, Article 19(5) or Article 49(2)(a) to (d) of the Financial Services and Markets Act 2000 (Financial Promotion) Order 2005, or to other persons to whom this document may otherwise be distributed without contravention of section 21 of the Financial Services and Markets Act 2000, or any person to whom it may otherwise lawfully be made (all such persons being referred to as "relevant persons"). This communication is being directed only at relevant persons having professional experience in matters relating to investments and any investment or investment activity to which this communication relates will be engaged in only with relevant persons. Any person who is not a relevant person should not act or rely on this document or any of its contents. This document is not intended for distribution to and must not be passed on to any retail client.

NO ACTION HAS BEEN MADE OR WILL BE TAKEN THAT WOULD PERMIT A PUBLIC OFFERING OF ANY SECURITIES THAT MAY BE DESCRIBED HEREIN IN ANY JURISDICTION IN WHICH ACTION FOR THAT PURPOSE IS REQUIRED. NO OFFERS, SALES, REALES OR DELIVERY OF ANY SECURITIES THAT MAY BE DESCRIBED HEREIN OR DISTRIBUTION OF ANY OFFERING MATERIAL RELATING TO ANY SUCH SECURITIES MAY BE MADE IN OR FROM ANY JURISDICTION EXCEPT IN CIRCUMSTANCES WHICH WILL RESULT IN COMPLIANCE WITH ANY APPLICABLE LAWS AND REGULATIONS.

THIS DOCUMENT DOES NOT DISCLOSE ALL THE RISKS AND OTHER SIGNIFICANT ISSUES RELATED TO AN INVESTMENT IN ANY SECURITIES/TRANSACTION DESCRIBED HEREIN. PRIOR TO TRANSACTING, POTENTIAL INVESTORS SHOULD ENSURE THAT THEY FULLY UNDERSTAND THE TERMS OF ANY SECURITIES/TRANSACTION AND ANY APPLICABLE RISKS. THIS DOCUMENT IS NOT A PROSPECTUS FOR ANY SECURITIES DESCRIBED HEREIN. INVESTORS SHOULD ONLY SUBSCRIBE FOR ANY TRANSFERABLE SECURITIES DESCRIBED HEREIN ON THE BASIS OF INFORMATION IN THE OFFERING CIRCULAR AND NOT ON THE BASIS OF ANY INFORMATION PROVIDED HEREIN. INVESTORS AND PROSPECTIVE INVESTORS IN THE SECURITIES OF THE ISSUER ARE REQUIRED TO MAKE THEIR OWN INDEPENDENT INVESTIGATION AND APPRAISAL OF THE FINANCIAL CONDITION OF THE ISSUER AND THE NATURE OF THE SECURITIES. INVESTORS IN ANY SECURITIES OF THE ISSUER ARE STRONGLY ADVISED TO SEEK THEIR OWN INDEPENDENT ADVICE IN RELATION TO ANY INVESTMENT, FINANCIAL, LEGAL, TAX, ACCOUNTING OR REGULATORY ISSUES. THIS PRESENTATION DOES NOT CONSTITUTE A RECOMMENDATION REGARDING THE SECURITIES OF THE ISSUER.

This presentation may contain statements about future events and expectations that are "forward-looking statements". Such statements typically contain the words "anticipate", "believe", "intend", "estimate", "expect", "will", "may", "project", "plan" and words of similar meaning. All statements included in this presentation, other than statements of historical facts, including, without limitation, those regarding financial position, business strategy, plans and objectives of management for future operations (including development plans and objectives) are forward-looking statements. Such forward-looking statements involve known and unknown risks, uncertainties and other important factors that could cause actual results, performance or achievements to be materially different from future results, performance or achievements expressed or implied by such forward-looking statements. Such forward-looking statements are based on numerous assumptions regarding present and future business strategies and the relevant future business environment. None of the future projections, expectations, estimates or prospects in this presentation should be taken as forecasts or promises nor should they be taken as implying any indication, assurance or guarantee that the assumptions on which such projections, expectations, estimates or prospects have been prepared are correct or exhaustive, or, in the case of the assumptions, fully stated in the presentation. These forward-looking statements speak only as of the date of this presentation and the Issuer expressly disclaims to the fullest extent permitted by law any obligation or undertaking to disseminate any updates or revisions to any forward-looking statements contained herein to reflect any change in expectations with regard thereto or any change in events, conditions or circumstances on which any such statement is based. Nothing in the foregoing is intended to or shall exclude any liability for, or remedy in respect of, fraudulent misrepresentation.





Agenda

- **Country Overview**
- Economic and Banking Resilience
- Public Finances
- Debt Management and Funding Plan
- Annex





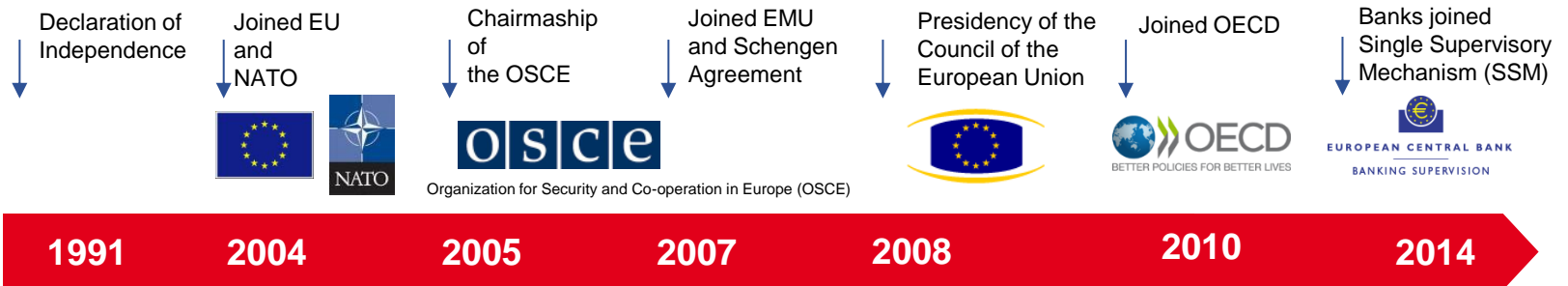
Slovenia: Member of the EU, NATO, EMU, OECD

Key Facts

Location	▪ Borders Austria, Italy, Hungary, Croatia and the Adriatic Sea
Territory	▪ 20,271 km ² (1)
Population	▪ 2.13 million (July 1, 2025) ⁽¹⁾
Currency	▪ Euro
GDP per capita in PPPs	▪ 91% of EU-27 average (2024); (Portugal 82%, Estonia 79%, Poland 79%) Croatia 78%, Hungary 76%, Slovakia 75%)(2)



Strong International Relationships



- Slovenia is a parliamentary republic
- Joined the EU in 2004 and adopted the Euro in 2007 as the first among new member countries. Slovenia is also part of Schengen, EEA and EFTA
- The Prime Minister of the Republic of Slovenia appointed in June 2022 was Dr. Robert Golob and the President elected in November 2022 was Nataša Pirc Musar

1. Source: Statistical Office of the Republic of Slovenia (SORS), 15.12.2025
2. Source: Eurostat, 15.12.2025





Slovenia: Highlights

Key Data

- **GDP growth in 2024:** 1.7%* (2.4 % in 2023)⁽¹⁾
- **GDP growth in Q3 2025 (chg y-o-y):** 1.6%* (1.4% EA-20 and 1.6% EU-27)⁽¹⁾
- **General Government balance in 2024:** -0.9% of GDP⁽²⁾ (-2.6% in 2023)⁽¹⁾
- **General Government debt in 2024:** 66.6% of GDP⁽²⁾ (68.3% in 2023)⁽¹⁾
- **General Government interest exp. 2024:** 1.3% of GDP⁽²⁾ (1.2% in 2023)⁽¹⁾
- **Capital adequacy ratio 06/2025:** 20.0% (CET1 17.9%)⁽³⁾
- **NPE ratio 08/2025:** 1.1%⁽³⁾

Macro-Economic Strengths

- **Export-driven economy** with value-added export goods
- **Current Account Balance** 4.5% of GDP in 2024 (4.6% of GDP end 3q2025)⁽⁵⁾
- **Unemployment rate (ILO) at 3.1% end 09/2025** (EA-20 average of 6.3%)⁽¹⁾
- **The lowest private sector debt in EA-20** (non-consolidated of 61.5% of GDP in 2024⁽¹⁾)
- **One of the lowest gross Household Debt-to-Income Ratio** of 40.4% in 2024 (EA 82.8%)⁽¹⁾
- **Gross national savings** of 26.1% of GDP in 2024⁽⁴⁾

Prudent Debt Management

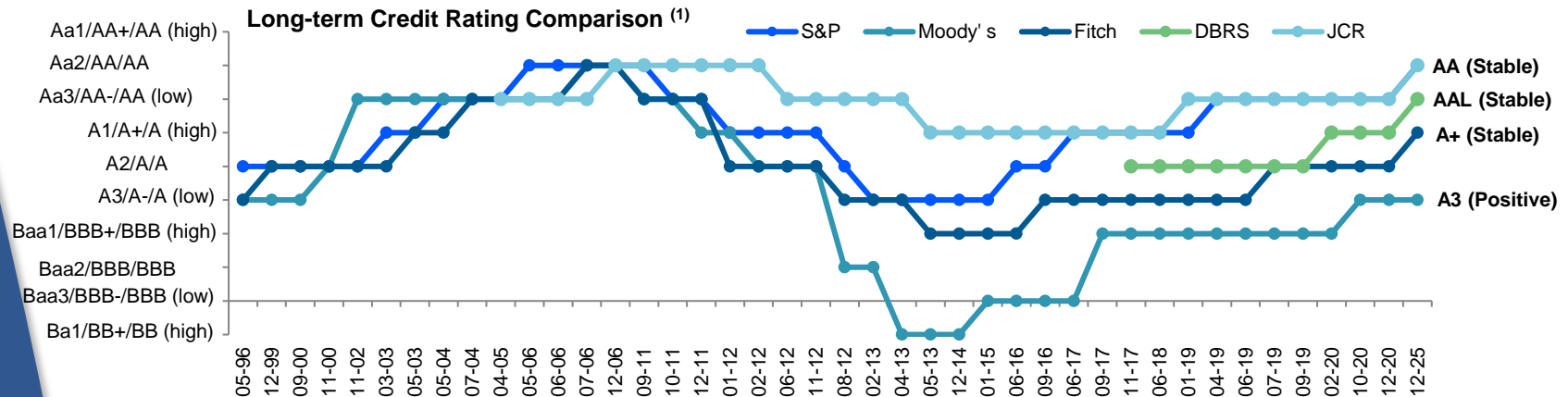
- **Awarded “Sovereign Risk Manager of the Year 2017”** by Risk magazine
- **Established Euro yield curve and expanded multi-currency presence**
- **Implemented proactive debt strategy with diversified investor base, full FX hedging, strong affordability, and ample liquidity buffers.** Established yield curve in Euro Debt Capital Markets and efforts to expand presence across currencies

**Note: Growth rates of GDP in volume, based on seasonally adjusted data*

1. Source: SORS, Eurostat, 15.12.2025
2. Source: SORS, 15.12.2025
3. Source: Bank of Slovenia, Monthly report on bank performance, 15.12.2025
4. Source: Eurostat, Non-financial transactions - quarterly data, 15.12.2025
5. Source: Bank of Slovenia, Balance of payments, 15.12.2025



Slovenia Sovereign Rating



Credit Strengths⁽²⁾

- Existing fiscal and external buffers, following years of robust growth, are expected to allow Slovenia to weather the external shocks
- High debt affordability, strong debt management and large liquidity buffers
- High levels of income per-capita, strong external position, EU and EMU membership
- Notable structural reforms easing fiscal ageing burdens

Credit Challenges⁽¹⁾

- Elevated government debt ratio compared to peers

Sovereign ⁽³⁾	S&P	Fitch	Moody's
Germany	AAA	AAA	Aaa
Austria	AA+	AA	Aa1
Ireland	AA	AA	Aa3
Slovenia	AA	A+	A3
Czech Republic	AA-	AA-	Aa3
Estonia	n/a	A+	A1
Slovakia	A+	A-	A3
Spain	A+	A-	Baa1
Portugal	A+	A	A3
Lithuania	A	A	A2
Latvia	A	A-	A3
Poland	A-	A-	A2
Croatia	A-	A-	A3
Cyprus	A-	A-	A3
Italy	BBB+	BBB+	Baa3
Hungary	BBB-	BBB	Baa2
Serbia	BBB-	BB+	Ba2

1. Source: Moody's, S&P, Fitch, DBRS, JCR, 15.12.2025

2. Source: Selected drivers highlighted by rating agencies: S&P, Moody's and Fitch, 15.12.2025

Source: Current credit ratings, Bloomberg, 15.12.2025



Key Policy Reforms Implemented

1

Pension System Reform

On 18 September 2025, Slovenia's parliament approved a pension reform raising the retirement age and adjusting pension calculations. In the 2nd phase, the statutory age will gradually increase to 62 for long-term contributors and to 67 for others. Pensions will be based on the average of the 35 best years, instead of 24 consecutive years, with changes to indexation and an accrual rate increase to 70%.

In the first phase 2013* the average retirement age has been continuously increasing. The average age of women at retirement in 2024 was 61 years and 8 months, which is 3 years and 2 months higher than in 2013. For men, the average age in 2024 rose to 62 years and 9 months, 1 year and 10 months higher than in 2013. The effects of the 2013 pension reform resulted in the **growth rate of the average number of old-age pensioners decreasing from 4.0 per cent. in 2012 to 2.1 per cent. in 2024⁽¹⁾**

2

Labour Market Reform

Streamlined employment protection, increased labour market flexibility, reduced labour market segmentation, and equalised labour costs for people under 30. Public sector wage reform, effective from 2025, aims to promote transparency and fiscal sustainability, improve pay structures, link rewards to performance, accelerate early-career promotions, and ensure a more gradual increase in the wage bill than without the reform

3

State asset management

Slovenia's updated State Asset Management Strategy, implemented by Slovenian Sovereign Holding, focuses on human rights, social responsibility, gender equality, sustainable energy, infrastructure and forest management, risk control, productivity growth, and stronger corporate governance in state-owned enterprises

4

Strengthened Banking System

Well-capitalized banking system. Stark reduction in non-performing loans ratio since 2013. Nova KBM d.d., NLB d.d. and Abanka d.d. (merged into Nova KBM d.d.) privatized. The new Banking Act adopted in 2021 relating to capital requirements and regulation of financial holding, remuneration and audit power. In November 2023 introduced amendment to the requirement to maintain a systematic risk buffer (syRB), in December a positive neutral CCyB set at 1%

5

Fiscal rule and Council

A constitutionally mandated structural balanced budget has been in force since 2013. The Fiscal Rule bylaw has been in place since July 2015. The Fiscal Council has operated since 2017. A new Fiscal Rule Act, adopted in March 2025, aligns national legislation with the amended EU fiscal governance framework, adopted in April 2024, which changes **the definition of the notion of medium-term fiscal balance enshrined in the Constitution**



* Note: Slovenia implemented a significant pension reform with the enactment of the Pension and Disability Insurance Act (ZPIZ-2) in December 2012, which come into force in January 2013.
1. Source: Pension and Disability Insurance Institute (ZPIZ), 15.12.2025

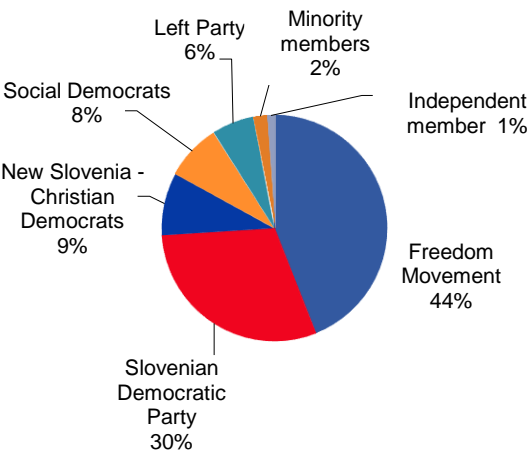


Political Leadership

Composition of the Government

- The 15th Government of the Republic of Slovenia, led by Dr. Robert Golob, was appointed by the National Assembly on June 1, 2022
- The 15th Government consists of the Freedom Movement, the Social Democrats and the Left Party
- Parliamentary elections were held in Slovenia on the April 24, 2022. The Freedom Movement won 41 seats in parliament, the Social Democrats 7, and the Left Party 5. coalition has 53 seats out of 90. The distribution of seats in the National Assembly as at 17 April 2025

Distribution of Seats at the National Assembly



Key Regular Election Dates

Parliamentary Election (April)

Local Election (November) *Mayors & Municipal Councils*

2026

Months

Jan	Feb	Mar
Apr	May	Jun
Jul	Aug	Sep
Oct	Nov	Dec

Presidential Election (October)

2027

Months

Jan	Feb	Mar
Apr	May	Jun
Jul	Aug	Sep
Oct	Nov	Dec





Government's Policy Agenda

Goals

Envisaged actions

*The government's **key priorities** focus on **maintaining** sustainable public finances, economic stability, and addressing both immediate and long-term challenges*

Fiscal Responsibility

- **The Medium-Term Fiscal-Structural Plan (2025-2028)** outlines a plan to reduce the general government deficit and debt while complying with EU Fiscal Rules. It caps average net expenditure growth at 4.5% and focuses on reforms and investments to address EU recommendations, promoting fiscal stability and sustainable growth
- **National derogation clause for defence expenditures**
- **Public Sector Wage System Reform** to ensure stability of the public sector
- **Introduction of Long-Term Care Contribution** to address the financial demands of an aging population, ensuring the adequacy and sustainability of long-term care services
- **A pension reform implementation** to ensure long-term fiscal sustainability and pension adequacy
- **Taxation system adjustment** to optimize revenue collection and align with international tax standards
- **Health sector reforms** to enhance the efficiency and quality of healthcare system. The health reform is ongoing, and different changes have been already adopted





Government's Policy Agenda cont.

Goals

Envisaged actions

*The government's **key priorities** aim to bolster economic resilience, improve labor market outcomes, and foster innovation and technological advancement*

Economic Resilience

- **Promotion of innovation and supporting** automotive manufacturing, pharmaceuticals, logistics, and tourism
- **Implementation of the Recovery and Resilience Plan**, supported by the EU, includes investments aimed at improving productivity and innovation, including promoting environmental sustainability
- **Enhancing labour market functionality** through structural reforms to improve outcomes, increase employment rates of older workers, address skills mismatches, and promote lifelong learning. Legislative reforms also aim to attract foreign talent and ensure equal access to the labour market
- **Diversification of the Energy Mix** for enhancing energy security and reducing dependence on imports, and increasing resilience against external shocks, especially by renewable energy and nuclear power
- **Implementation of the 2023–2030 Capital Market Strategy** to increase market liquidity, visibility, and SME financing
- **Reconstruction plans** to restore and strengthen the infrastructure to withstand future extreme weather events, incorporating climate change adaptation measures
- **Addressing Housing Affordability** by increasing the supply of social housing for enhancing social stability



Agenda

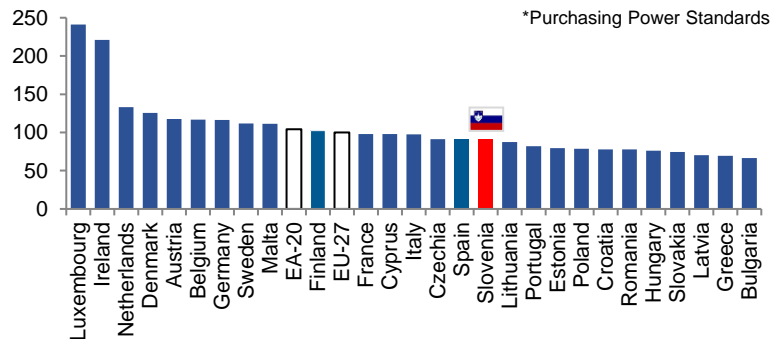
- Country Overview
- **Economic and Banking Resilience**
- Public Finances
- Debt Management and Funding Plan
- Annex



A High-Income Country Converging Towards the EU Average

High GDP per Capita Positioning Slovenia Among CEE's Strongest Economies

GDP per Capita PPS* in 2024 (EU27 = 100)



Source: Eurostat, 15.12.2025

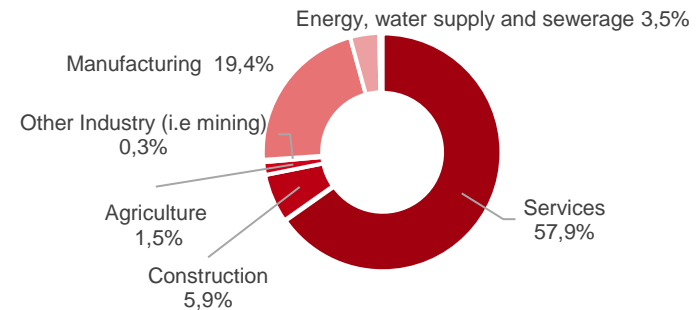
Composition of Slovenian GDP (%)

	2024	1q-3q 2024	1q-3q 2025
	EUR 67.4bn	EUR 50.1bn	EUR 52.1bn
Consumption	72.3	71.8	72.0 ↑
Government consumption	20.4	20.3	21.0 ↑
Investments	20.9	21.3	21.0 ↓
Net exports	6.2	6.4	6.2 ↓
Exports	80.9	81.3	79.3 ↓
Imports	74.7	74.9	73.1 ↓

Economic activity in Slovenia strengthened further in the third quarter of 2025., with GDP up 0.8% quarter-on-quarter and 1.6% year-on-year (seasonally adj.)

Source: SORS, 15.12.2025

High diversification of economic activity – GVA decomposition (2024)

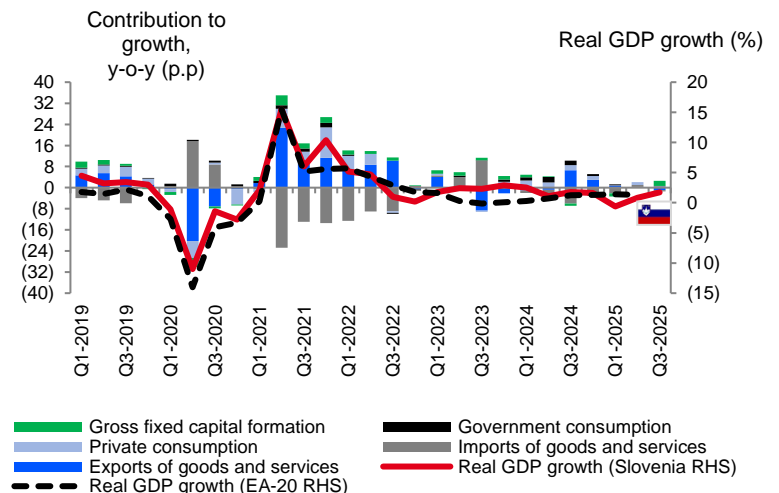


Source: SORS, 15.12.2025

*Gross Value Added (GVA)

Contributions to Real GDP Growth (% chg y-o-y)

*Data for EA-20 for 3q2025 not yet available



Source: SORS, Eurostat, Original Data, 15.12.2025

Current Account Position

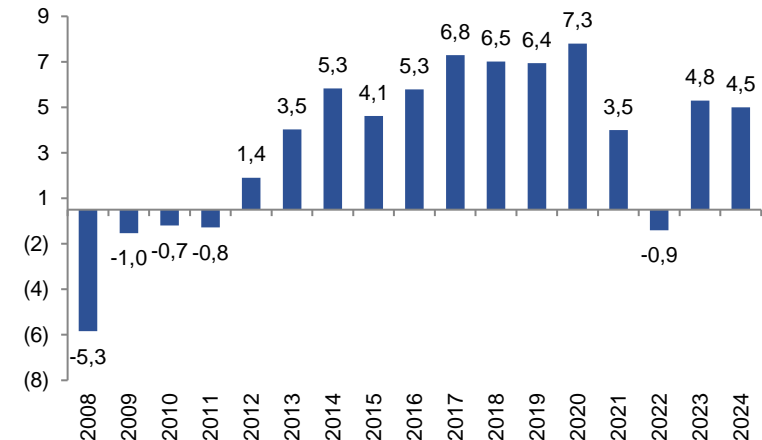
- Current Account surplus 4.5% of GDP 2024 (4.8% of GDP 2023)
- Current Account surplus 4.6% of GDP end of 3Q2025 (4.8% end of 3Q2024 of GDP)

Export/import growth of goods and services (% volume change y-o-y)

	2024	1q 2025	2q 2025	3q 2025
Exports	2.3	1.0	0.3	-1.1
Imports	4.3	2.9	-0.9	0.7

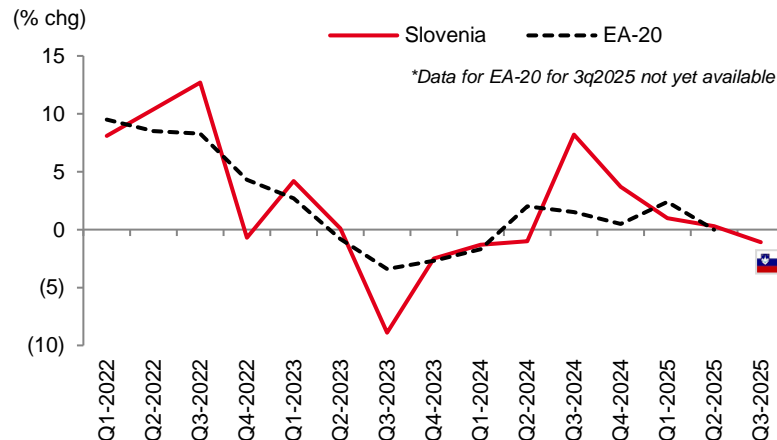
The contribution of the balance of trade in 3q2025 to GDP growth was -1.4 p.p.

Current Account Balance (% of GDP)⁽¹⁾



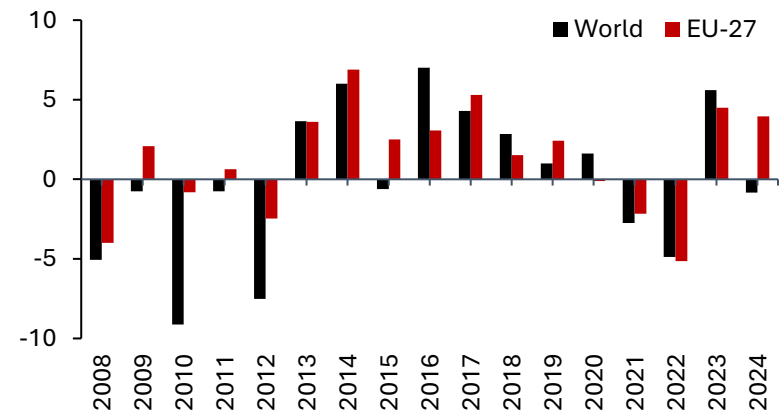
1. Source: Bank of Slovenia, IMAD, Eurostat, 15.12.2025

Exports of Goods & Services (% chg y-o-y)⁽³⁾



3. Source: SORS, Eurostat, Original data, 15.12.2025

Change in Slovenia's Market Shares on the Global Market and in the EU (% chg Y-o-Y)⁽²⁾



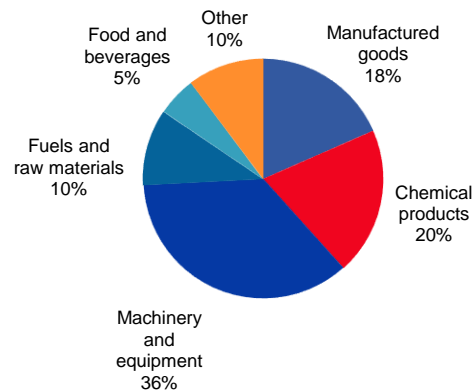
2. Source: UN Comtrade, Unctad, SORS, IMAD calculations, 15.12.2025

Diversified and Open Economy

Manufacturing and Services Driven Growth

- EUR 54.6bn of exports of goods and services (80.9% of GDP) and EUR 50.4bn (74.7% of GDP) of imports of goods and services in 2024⁽¹⁾
- Exports of goods and services is driven by manufacturing, services, and the growing tourism industry
- $\frac{3}{4}$ of exports of goods is exported to EU
- More than 50% of goods are exported to Germany, Croatia, Italy, Austria and France
- Main trading partners are Germany, Croatia, Italy, and Austria
- In the period 2019-2023 annual inward foreign direct investment stock average growth was 7.1 % per year. The stock of inward FDI in Slovenia is estimated to EUR 23.0bn (34.5% GDP) at the end of 2024

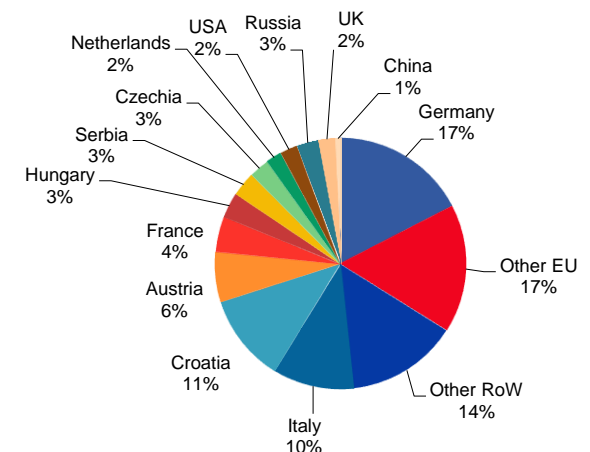
Exports of Goods (SITC)*



Top export products (2024)

Pharmaceutical products	32.7%
Electrical machinery and equipment	9.2%
Vehicles and parts	8.6%
Machinery and equipment	8.5%
Mineral fuels and oils	5.3%

Geographic Distribution of Exports



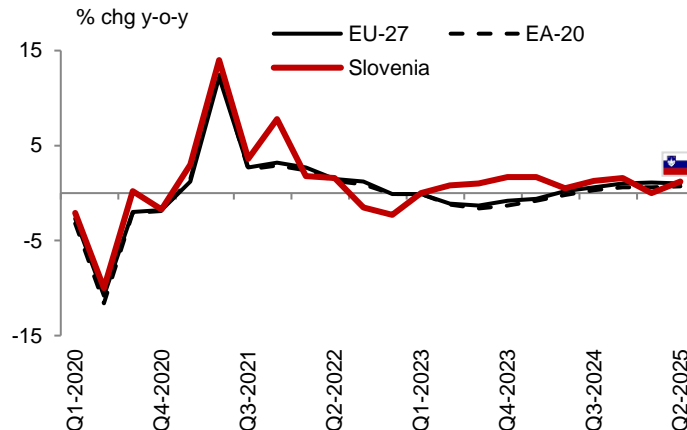
* Note: By the Standard International Trade Classification. Data has been adjusted to account for the estimated impact of goods processing.

Source: SORS, Bank of Slovenia, 15.12.2025

Labour Market Trends

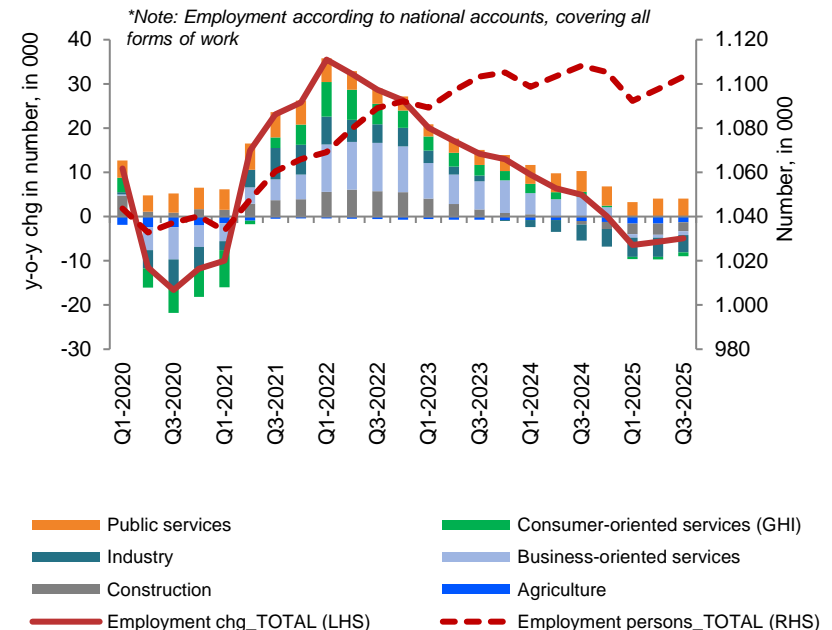
- **One of the lowest unemployment rates in the EU/EA.** The unemployment rate (ILO methodology) in **2024** was 3.7% (EA-20 average 6.4%, EU-27 average 5.9%). **At the end of September 2025**, it stood at 3.1% in Slovenia (EA-20 average 6.3%, EU-27 average 6.0%)
- **The decline in employment** in 2025 was driven mainly by **further contractions in labour-intensive sectors** (construction and manufacturing), while employment in public services, including health care and education, increased.
- **The employment rate in Slovenia for the population aged 20–64** was above the EA average in 2024 (76.4% compared 75.8%). In Q2 2025, it was 72.5%, slightly above the EA average of 72.0%

Real Labour Productivity
per Person Employed



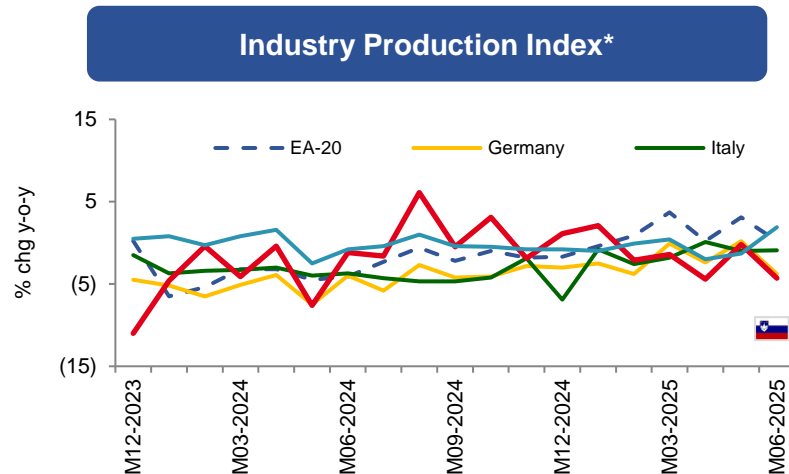
Source: Eurostat, 15.12.2025

Employment* by sectors



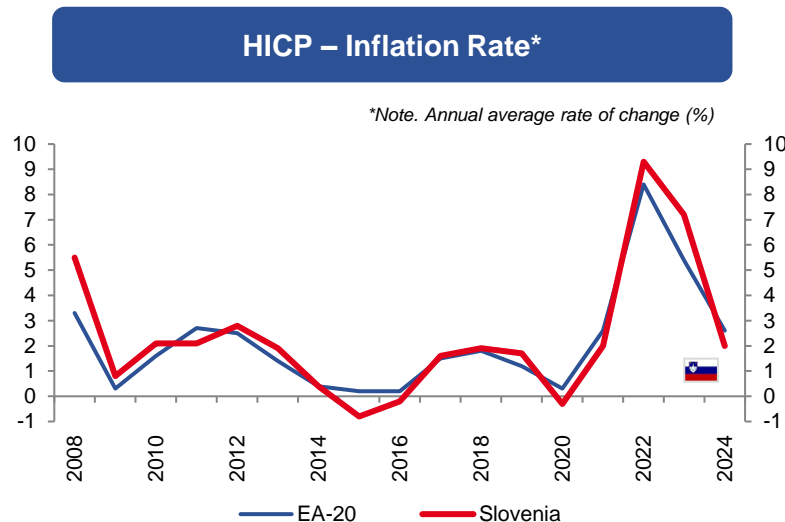
Source: SORS, 15.12.2025

Industry Production Performance and Prices Level



Source: Eurostat, 15.12.2025

*Note: Industrial production encompasses Mining and quarrying, Manufacturing, Electricity, Gas, Steam and Air conditioning supply



Source: Eurostat, 15.12.2025

- **Industrial growth** is led by **high and medium technology-intensive industries**, which are export-oriented, R&D-driven, and major productivity drivers
- **Foreign direct investments** is concentrated in medium-high and high-tech manufacturing segments
- **Manufacturing (NACE C) accounts for over 80% of total industry GVA ($\approx \frac{1}{4}$ of total GVA)**, which includes manufacturing, energy, utilities, and mining (i.e. NACE Rev. 2 categories)
- **HICP (average) inflation rate of 2.0% in 2024** (EA-20 2.4%, EU-27 2.6%)
- **HICP inflation in October 2025 3.1%** (in the same period last year was 0.0%); **EA-20** inflation was 2.1% (2.0% in October 2024)
- Over the year 2025, **service prices** rose 3.7%, **goods** 2.8% (non-durable +4.2%, semi-durable unchanged, durable -0.2%).



Slovenian Banking System

- **Total Assets** €56.1bn (79.9% of GDP) end 07/2025 (EUR 54.2 bn end of December 2024 (80.4% of GDP)⁽¹⁾
- **After-tax profit** EUR 677m (1.0 % of GDP) in 1-8/2025 (EUR 771m (1.2% of GDP) in 1-8/2024)⁽¹⁾
- **Loan-to-deposit ratio** (LTD) reduced from 161.5% in 2008 to 61.1% by July 2025⁽¹⁾
- **Net impairments and provisions remains stable** of EUR -53.6m in 1-8/2025 (EUR -70.5m in 2024)⁽¹⁾
- Stable banking sector: **capitalization** (CAR) at 20.0% and **CET1** at 17.9% 06/2025⁽¹⁾
- **Non-performing exposures** (NPEs) at 1.1% 07/2025⁽¹⁾

Bank funding and assets

2024 as of 08/2025

Loans to Non-Banking Sector	5.5% y-o-y	9.1% y-o-y
Households	6.0% y-o-y	7.3% y-o-y
Corporates	-2.1% y-o-y	2.1% y-o-y
Deposits of Non-Banking Sector	1.4% y-o-y	6.1% y-o-y
Households	3.0% y-o-y	5.5% y-o-y
Corporates	-0.3% y-o-y	6.2% y-o-y

7 biggest banks in Slovenia – by majority ownership and total assets (€'000)*

NLB (foreign)	16.975,091
OTP banka (foreign)	14.916,513
Banka Intesa Sanpaolo (Sanpaolo IMI group) (foreign)	4.062,026
Unicredit Banka Slovenije (foreign)	3.701,497
SID banka (Domestic)	2.726,743
Gorenjska banka (Foreign)	2.528,704
Delavska hranilnica (Domestic)	2.364,116

* As of 31 December 2024 (on a stand-alone basis)

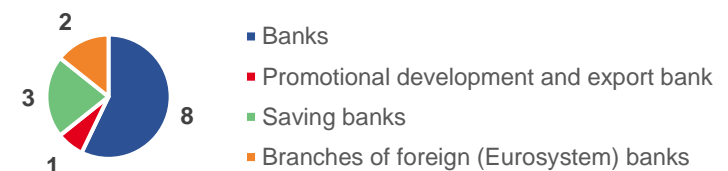
1. Source: Bank of Slovenia, Monthly report on bank performance, 15.12.2025
2. Source: Bank of Slovenia, Register of Supervised Entities, 15.12.2025

Bank assets quality, income generation and system stability⁽¹⁾

2024 as of 08/2025

Net Interest Income	8.6% y-o-y	-11.7% y-o-y
Net Non-interest Income	34.5% y-o-y	8.4% y-o-y
Net income	10.7% y-o-y	-11.0% y-o-y
Gross income/average assets	4.3%	4.1%
Return on Equity (ROE)	18.9%	17.5%
Leverage ratio	9.2%	9.4%
	(consolidated)	(consolidated)
Coverage ratio of NPEs	60.9%	57.6%
Stage 2 exposures - total	5.4 %	4.6 %
	(share)	(share)
Liquidity coverage ratio	290.1%	265.9%
	(consolidated)	(consolidated)

Banking system composition⁽²⁾





Agenda

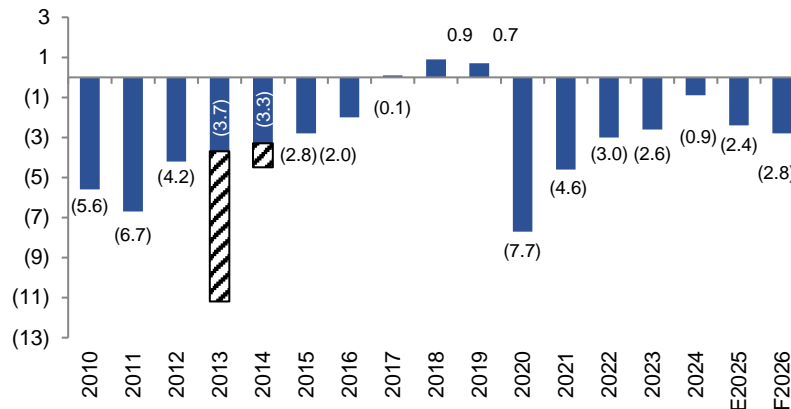
- Country Overview
- Economic and Banking Resilience
- **Public Finances**
- Debt Management and Funding Plan
- Annex



General Government Account (ESA 2010)

- **General Government deficit of -0.9% of GDP in 2024.** The GG deficit is estimated at -2.4% of GDP in 2025³⁾
- **General Government debt end 2024 of 66.6% of GDP,** below the EA-20 average of 87.1%. It is estimated to decrease to between 66.1 - 66.3% GDP³⁾ by the end of 2025, with a plan to further reduce it to around 65% of GDP by the end of 2026
- **A sufficiently high liquidity reserve** of the state budget, reflected in the balance of the single treasury account, reducing the net debt of the general government sector
- **In 2024,** GG deficit and GG debt developments correspond to **a net expenditure growth rate of 4.5%⁴⁾ on average over 2024-2028**

General Government Balance (% of GDP)⁽¹⁾

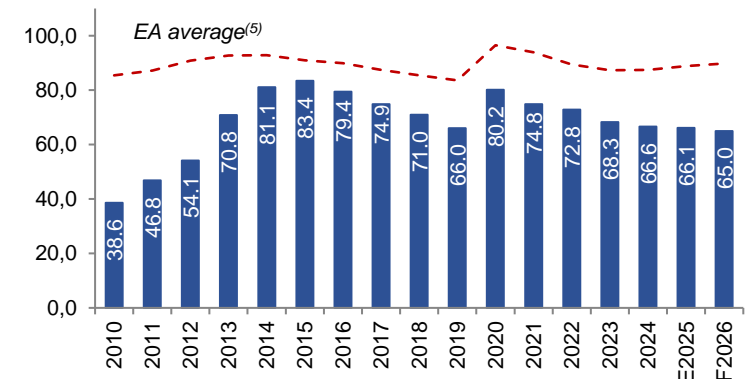


1. Source: Eurostat, SORS, Ministry of Finance, 15.12.2025



Headline deficit of -11.2% (one-offs of 7.5% of GDP due to banks recapitalization) in 2013. Headline deficit of -4.5% due (one-offs of 1.2% of GDP due to banks recapitalization) in 2014

General Government Gross Debt (% of GDP)⁽²⁾



2. Source: Eurostat, SORS, Ministry of Finance, EC AMECO for EA, 15.12.2025

3. Source: Ministry of Finance, Draft budget plan of the General Government sector for 2026, the Medium-term fiscal-structural plan (MTFSP) of the Republic of Slovenia 2025-2028, 15.12.2025

4. Source: EC, Council Recommendation on the economic, social, structural and budgetary policies of Slovenia, 4.6.2025 (published)

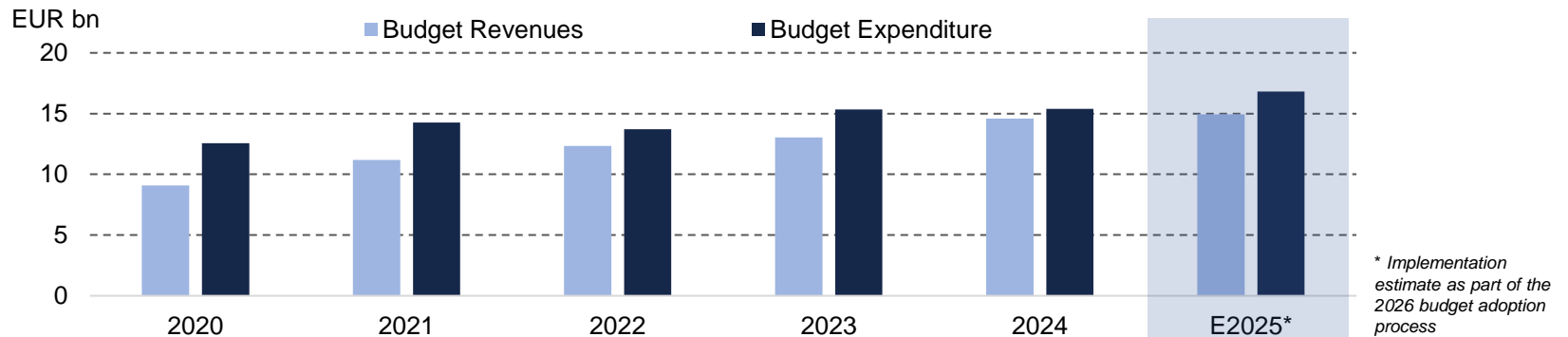
5. EA average F2025, E2026, European Commission, Autumn 2025 Economic Forecast, 17.11.2025 (published)

State Budget 2020 - E2025

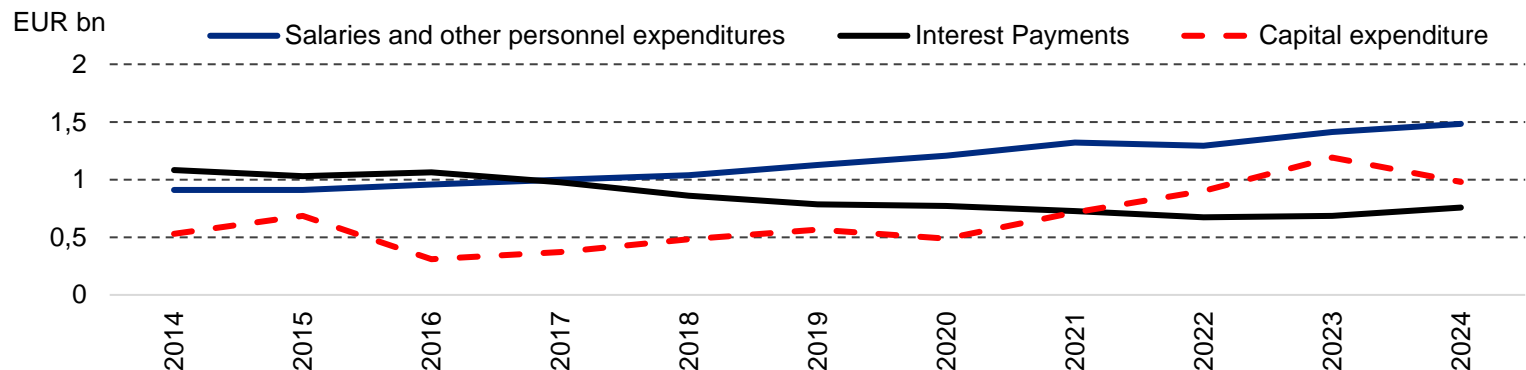
Fiscal Metrics

State Budget Deficit of -1.2% of GDP in 2024. Revenues in 2024 driven by employment, higher wages, and strong corporate profitability. Lower spending on the planned flood reconstruction contributed to the reduced expenditures.

State Budget Revenues & Expenditure in 2020 – E2025



State Budget Expenditure Items in Focus 2014 – 2024



State Budget Outline for 2026 and 2027¹⁾

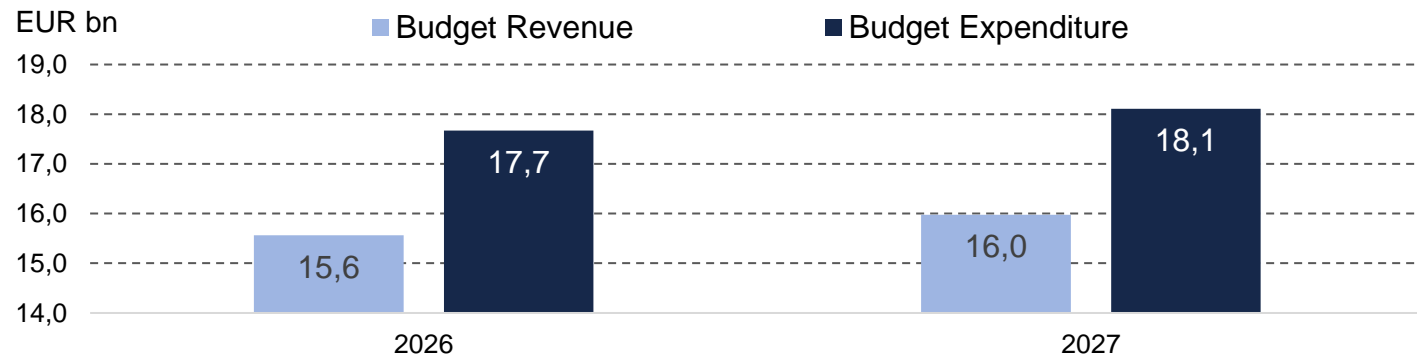
Adapting to Key Shocks and Trends

- Science and Innovation
- Affordable Housing
- Investment and Economic Productivity
- Pension and Healthcare Reform
- Resilience and Security

Revenue & Expenditure in 2026 and 2027

2026 Budget Deficit: EUR 2.1bn
(-2.9% of GDP)

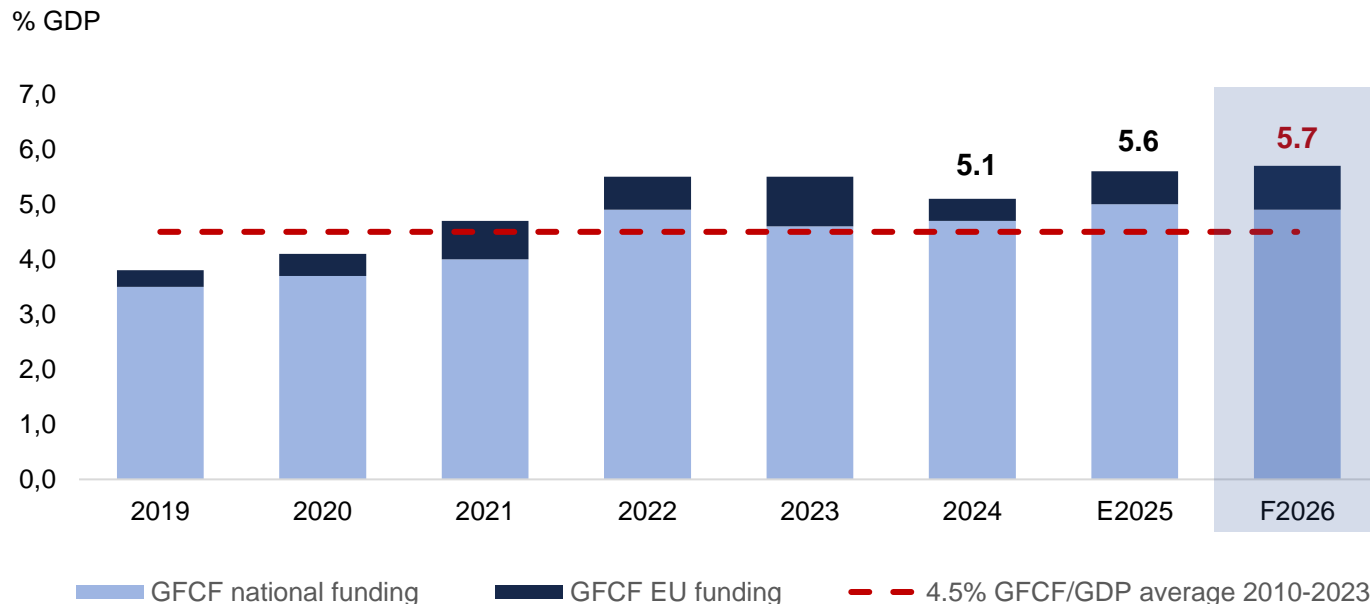
2027 Budget Deficit: EUR 2.1bn
(-2.8% of GDP)



1. Please note that the Adopted Budget for 2026 is currently under review and is in the process of Parliamentary discussion. The Amended Budget for 2026 and the Adopted Budget for 2027 are expected to be adopted during November 2025.

Public Investments and Fiscal Priorities

- **In 2026, investment expenditures are projected to be at 5.7% of GDP**
- About 1/3 is allocated to **transport infrastructure**, with substantial funding also directed towards **defence modernization***. Investments also supports **healthcare, education, science, sports, digital development, public housing, and elderly care**
- Slovenia ranks **among the top EU countries in public investment**



*NATO defence spending, including military and dual-use security projects, will reach about 2% of GDP in 2025 and 2.6% in 2026

Source: SORS; Ministry of Finance (Draft budget plan of the General Government sector for 2026, October 2025), 15.12.2025



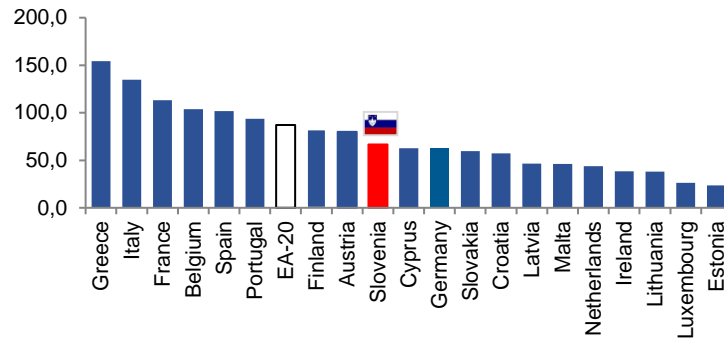
Agenda

- Country Overview
- Economic and Banking Resilience
- Public Finances
- **Debt Management and Funding Plan**
- Annex



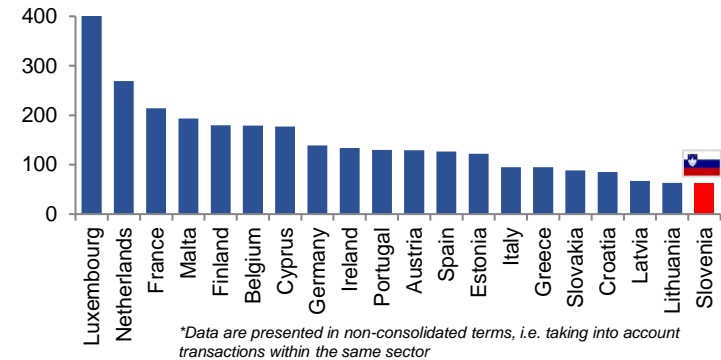
Private Sector is One of the Least Indebted in the Euro Area

General Government Gross Debt (% of GDP 2024)



Source: Eurostat, 15.12.2025

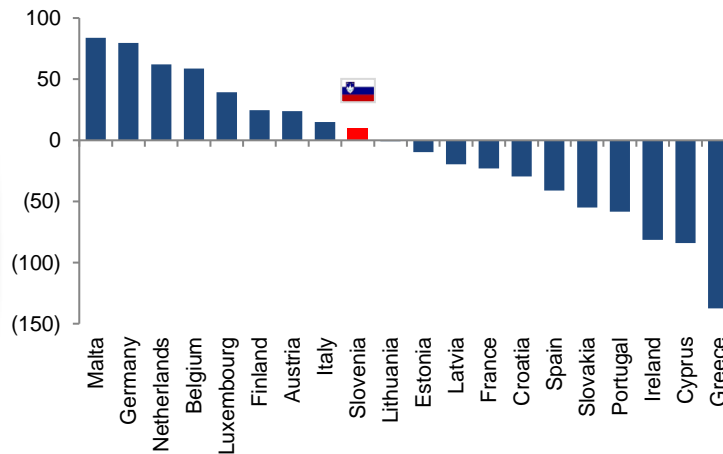
Private Sector Debt* (% of GDP 2024)



*Data are presented in non-consolidated terms, i.e. taking into account transactions within the same sector

Source: Eurostat, 15.12.2025

Net International Investment Position (% of GDP 2024)



Source: Eurostat, Bank of Slovenia, 15.12.2025

Indebtedness Compared to EMU Countries

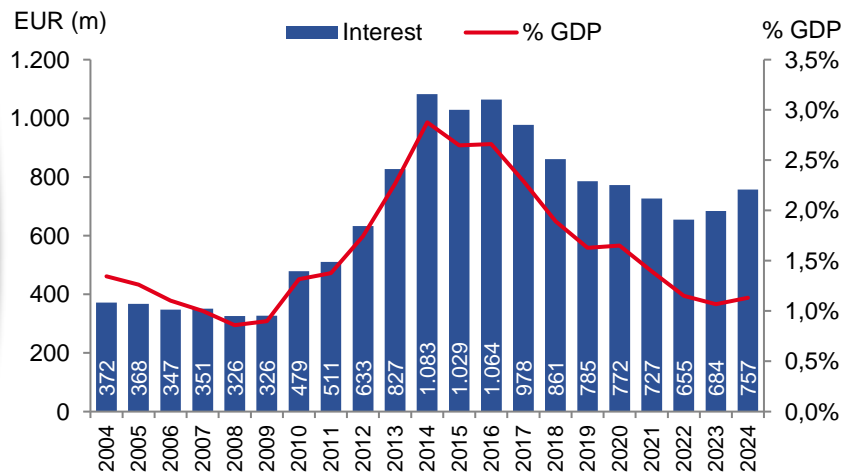
- **The lowest non-consolidated* private sector debt-to-GDP ratio among EA countries** in 2024 is 61.5% (down from 101.5% of GDP ten years ago)
- **Positive net international investment position** at +9.9% of GDP in 2024, up from -38.7% of GDP ten years ago
- **Net External Debt-to-GDP ratio of -13.3% in 2024** (Italy 42.2%, Spain 47.1%, Austria 18.4% and Germany -12.0%)
- **One of the lowest Gross Household Debt-to-Income Ratio** of 40.4% in 2024 (EA-20 82.8%, Germany 75.3%, Austria 67.9%, Italy 55.4% and Spain 68.8%)

State Budget Debt Profile Key Servicing Figures

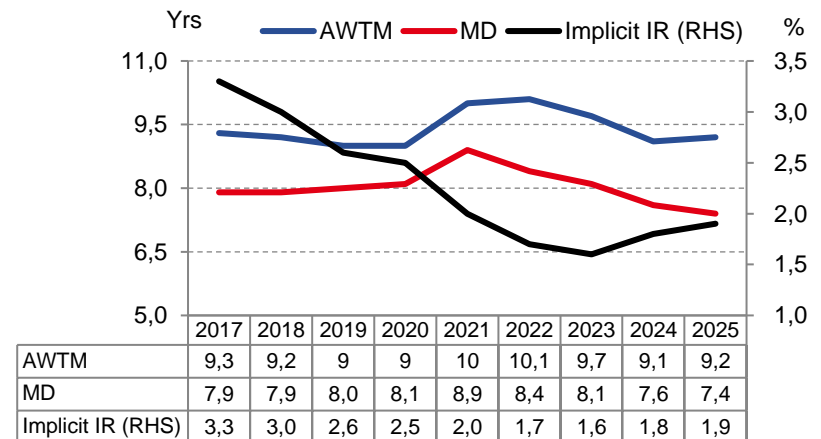
Key Treasury Objectives

- **Key focus of the state treasury was during the low yield environment to extend the duration of the debt portfolio, managing roll-over risk, while reducing implicit interest rate at the same time**
- Extended modified duration of the debt portfolio (from 4.7 yrs in 2014 to 7.4 yrs in 2025) while at the same time implicit interest rate was reduced (from 4.4% in 2014 to 1.9% in 2025)
- Since 2014 the long-term financing cost of the state budget has been reduced significantly. Interest bill of 2.9% GDP in 2014 reduced to 1.1% GDP in 2024
- costs minus risks \neq deficit funding

State budget Interest Servicing Cost



AWTM, MD and Implicit Interest Rate

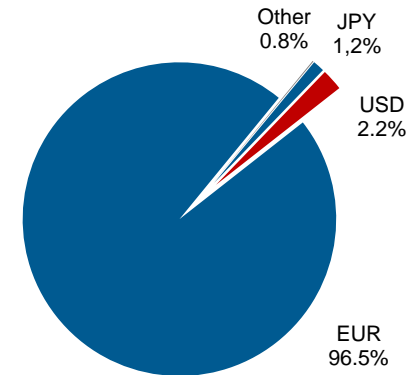


Source: Ministry of Finance, Data as at 30.11.2025

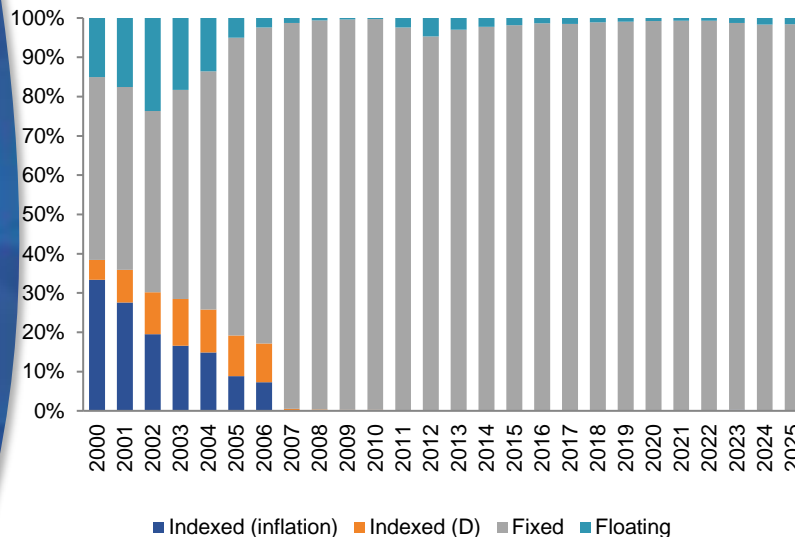
State Budget Debt Composition Profile

- High majority of outstanding the Central Government debt is denominated in domestic currency (euro)
- USD, JPY liabilities fully hedged back into EUR
- Robust and well distributed redemption profile
- Slovenia **contributions to EFSF, ESM and Greece** were EUR 1.5 bn as end of 2q2025 which represents 2.1% of GDP

Composition by Type of Currency

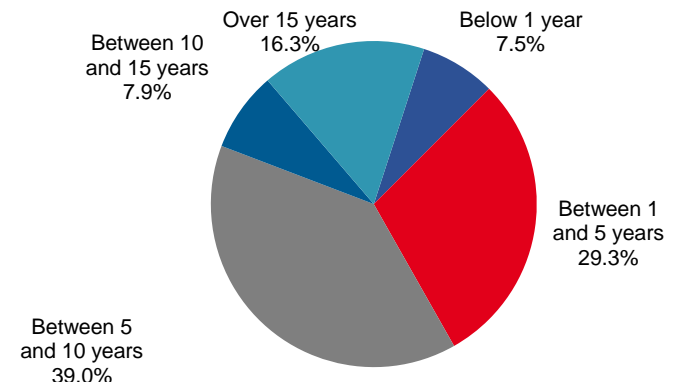


Composition by Interest Rate



Composition by Maturity

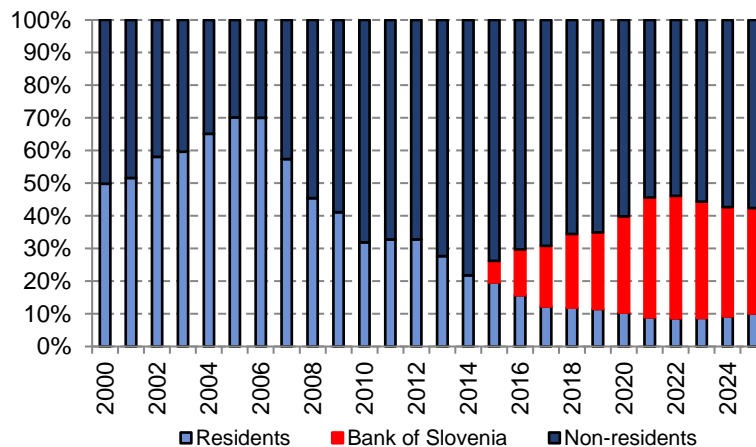
	Share	€ m
Bonds	93.6%	39,065.36
T-bills	1.4%	591.20
Loans	5.0%	2,105.02



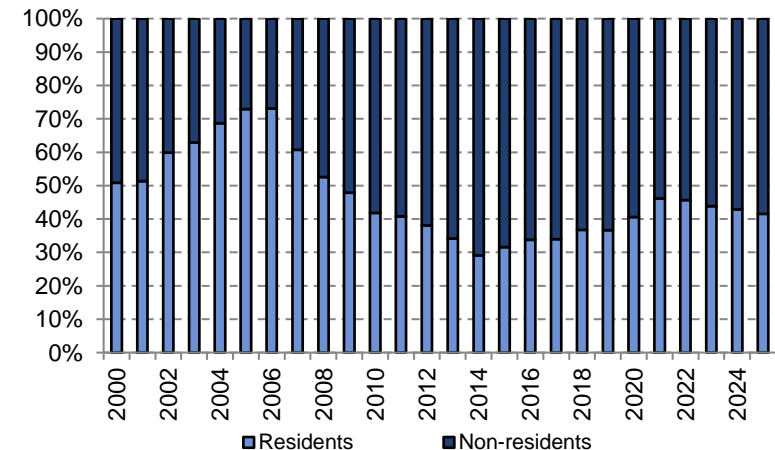
Debt Composition by Residence of Investors

- Share of Non-Resident Investors decreased from 80% in 2014 to 56% in 2024 taking into account the secondary market flows
- Since 2007, i.e. EUR adoption, well diversified domestic EUR investor base and liquidity premium reduced
- On the back of PSPP and PEPP Bank of Slovenia has become significant sole holder of SLOREP bonds (~32%)

**State Budget Debt by Residence of Investors
(Secondary Market)**



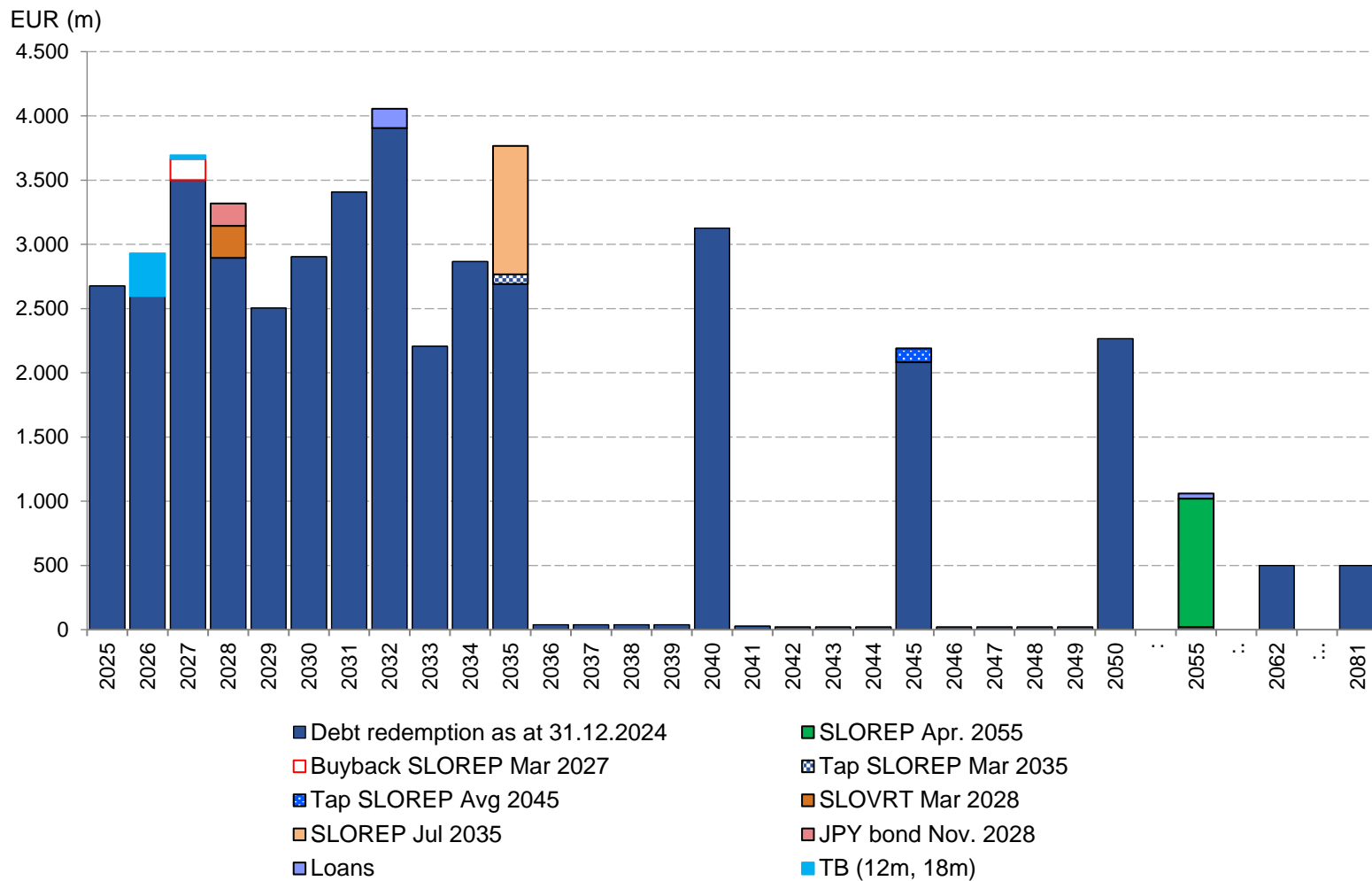
**General Government Debt by Residence of Investors
(Secondary Market)**



Source: Ministry of Finance, Data as at 30.11.2025



2025 Financing Programme Execution Through Redemption Optics

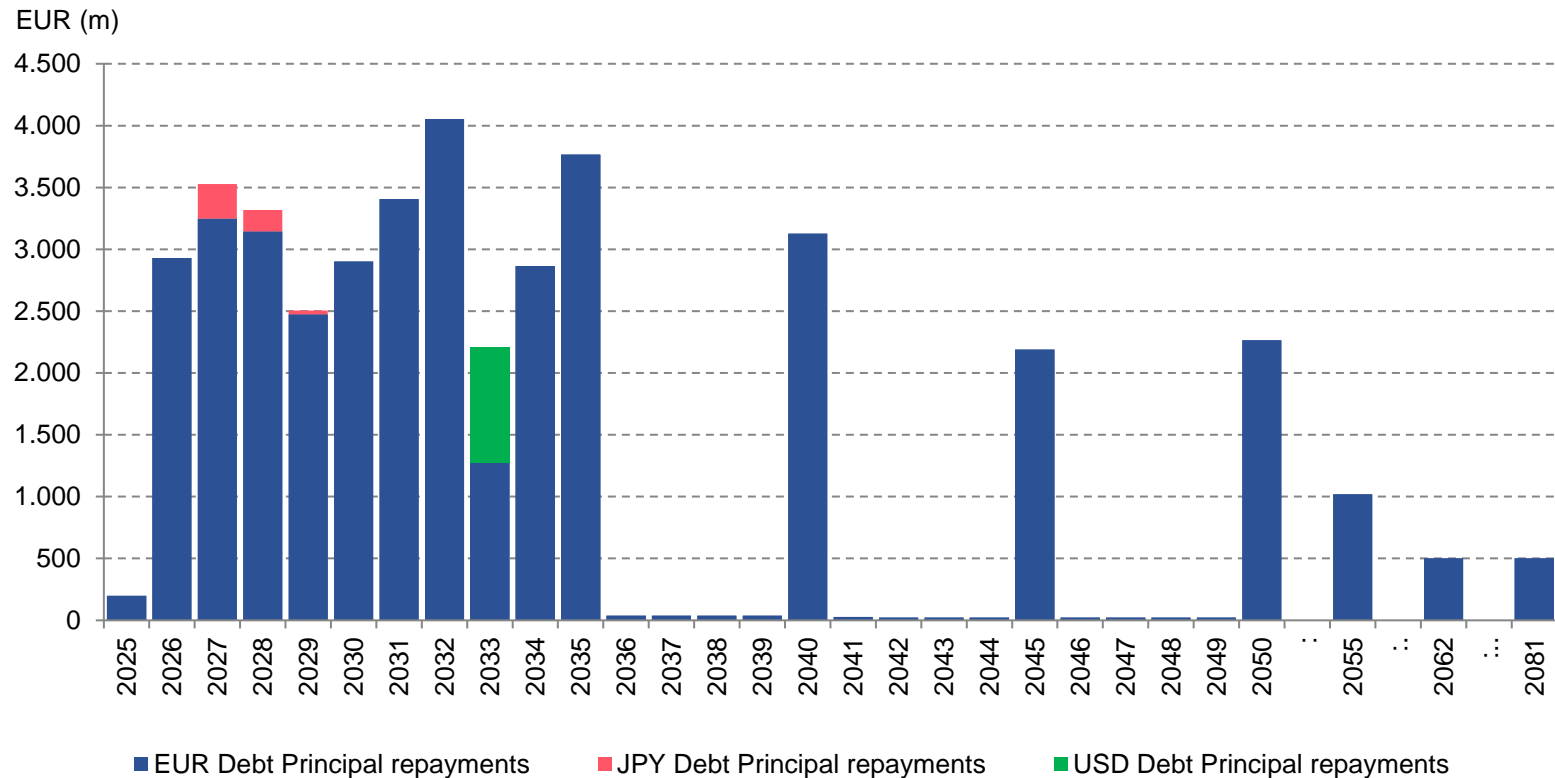


Note: Marked Maturity Buckets depict Newly Issued EUR debt (bonds and T-bills) in 2025.

Source: Ministry of Finance, Data as at 30.11.2025

Central Budget Debt Maturity Profile

Prudently and efficiently distributed redemption profile of the central budget debt



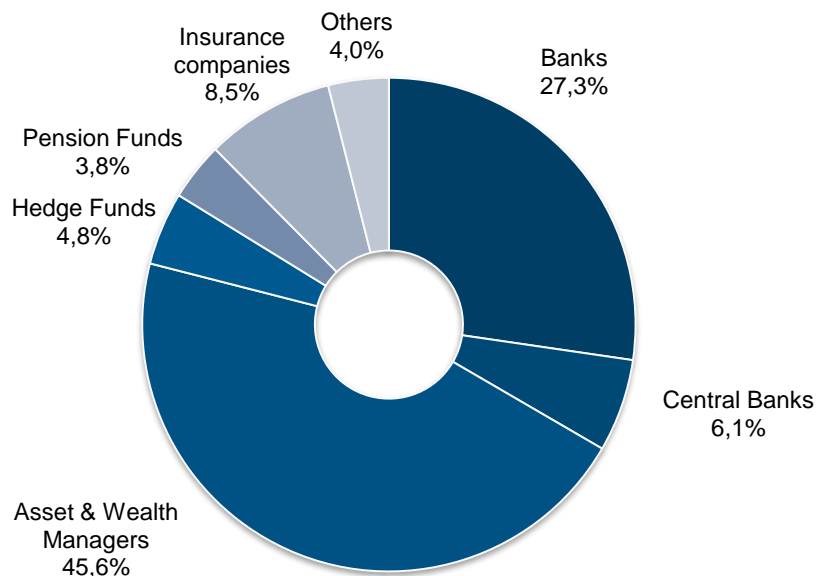
Source: Ministry of Finance, Data as at 30.11.2025



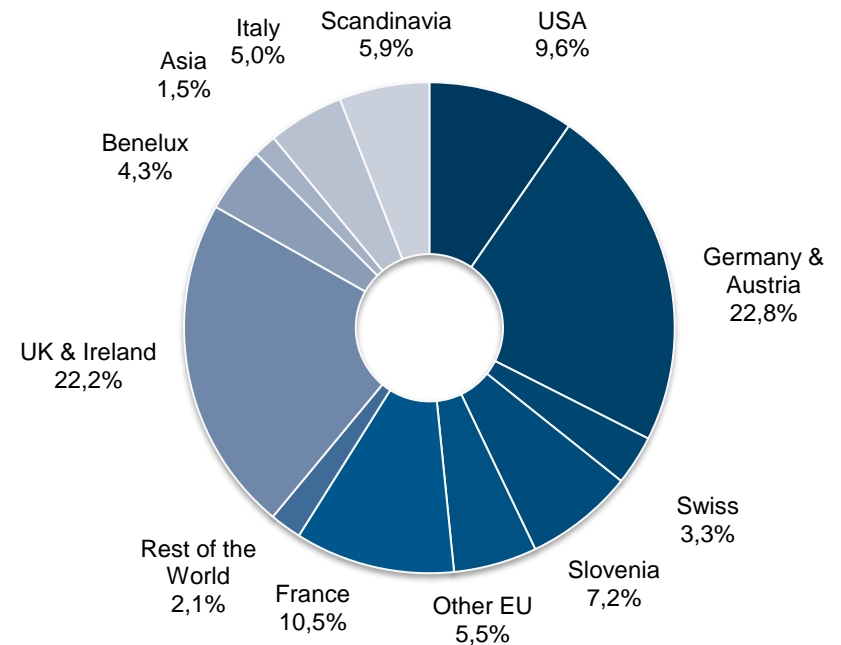
EUR Benchmark Size Bonds Issued on Primary Market

Institutionally well diversified investor base

Distribution by Investor Type



Geographic Distribution





2026 State Budget Financing Programme

Central Government financing operations will take into account **the target level of General Government debt at the end of 2026, set at around 65% of GDP**

2026 Central Government Budget Financing Needs (- I. - II. + III. - IV. + V.= VI.)	EUR 5.25 bn
I. Deficit of Balance A	2.11
II. Deficit of Balance B (Lending and Repayment Account)	0.46
III. Change (reduction) of the state budget cash position	0.40
IV. Debt redemption in 2026	3.09
V. Prefinancing executed in 2025 and privatisation proceeds	0.00
VI. Central Government Budget Financing Needs for 2026	5.25

Estimated Central Government Budget Debt Principal Repayments in 2027 and 2028	EUR 6.85 bn
Central Government budget debt principal repayments in 2027	3.53
Central Government budget debt principal repayments in 2028	3.32

Note: Numbers may not add up due to rounding.





Recent Highlights of Executed Funding

- **Strategic samurai bond**, reinforcing presence in **Japan's capital market** (November 2025)
- **Inaugural Sustainability-Linked Bond (SLB)** (June 2025): The bond **supports emissions reduction targets, attracts sustainability-focused investors** reinforcing its role in **Slovenia's sustainable finance strategy**. The inaugural SLB is intended to act as **a firm financial commitment** backing the environmental goals in National Energy and Climate Plan (NECP)
- **Retail Bonds** (March 2025, February 2024): The inaugural retail bond, first issued in February 2024 and this year in March 2025, aimed to **mobilizing retail savings and strengthen the domestic capital market**. It offered investors a tax exemption on up to EUR 1,000 of annual interest from retail bonds and bank deposits, along with a premium over bank deposit rates. Launched amid rising central bank rates and stagnant deposit returns, the bond attracted good demand as a safe alternative for savers. Recognizing this shift, the Treasury Directorate leveraged the opportunity to diversify its investor base and domestic funding. The issuance also promoted financial literacy and encouraged broader retail participation in the capital market
- **30Y SLOREP**: In January 2025, Slovenia successfully issued a EUR 1 billion 30-year benchmark bond. 30Y SLOREP was issued before curve steepening expectations
- **Inaugural digital bond (DLT bond)**: On 25 July 2024, the Republic of Slovenia has issued the inaugural digital bond. The landmark transaction is the first such transaction of an EU sovereign, and one of the first sovereigns worldwide. Issued in the context of the ECB experimental program





Key Takeaways

- **Slovenia returns to AA rating; multiple agencies upgrade outlooks and ratings**
- EUR 5.25 billion gross borrowing needs **for fiscal year 2026**
- In 2025, Slovenia has executed **EUR 2.607 billion** in **long-term bond** financing
- **Issuance of SLB, 30-year bond, 2nd retail bond and a samurai bond**
- **General government debt continues to decline**, reaching 66.6% of GDP in 2024 and is estimated at between 66.1 and 66.3% in 2025, and around 65% of GDP in 2026. Strong liquidity reserves to be used to reduce gross debt to 60% of GDP in the medium term
- Institutionally **well diversified investor base**
- **The Slovenian bond market**, due to measures taken to improve secondary market liquidity, is perceived as **adequately liquid** compared to bond markets of similar size
- Smooth **redemption profile**
- **Slovenian GDP increased** by 1.6% year-on-year (seasonally adjusted) in Q3 2025, exceeding the euro area average. Slovenia's economy grew by 1.7% in 2024, outperforming the EA-20 (0.9%) and the EU-27 (1.0%)
- **The banking sector remained stable**, with a sound **capital position** and solid liquidity





Republic of Slovenia
Ministry of Finance

Thank You





Agenda

- Country Overview
- Economic and Banking Resilience
- Public Finances
- Debt Management and Funding Plan
- **Annex**



Performance of State-Owned Enterprises

- The new Ordinance on State Assets Management Strategy, adopted in 2024 serves as the framework for active management of state assets. It replaces the previous strategy from 2015 and reflects updated economic and strategic priorities
- To support the development and production of defence products and services by investing in Slovenian companies, SSH established the state-owned defence company DovoS – the Company for Defence, Security, and Resilience – on September 12, 2025

Key Performance Indicators for Portfolio of Companies Owned by RS and SSH

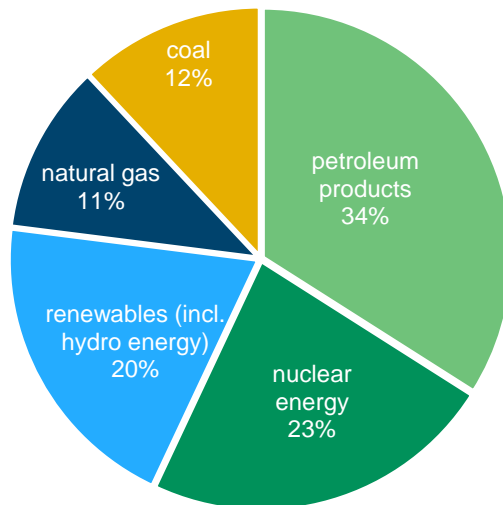
RS + SSH	2019	2020	2021	2022	2023	2024
Assets Book Value (EUR (bn))	10.3	9.9	10.3	11.2	12.2	13.0
Dividends paid (EUR (m))	252.9	85.9	151.3	190.7	175.5	487.7
Dividend-to-Equity Ratio	2.5%	0.8%	1.5%	1.9%	1.6%	2.5%
Portfolio ROE	6.90%	4.30%	6.10%	2.80%	10.1%	9.7%

Source: Slovenian Sovereign Holding (SSH), 15.12.2025

Sources of energy supply

- **Slovenia imports natural gas** through pipeline connections with **Austria** and **Croatia**, via international agreements with **Algeria**, **Azerbaijan**, and indirectly through the European gas network via **Norway**
- **Petroleum products were fully covered by imports and dominated the energy supply**

Energy Mix 2024*
(supply structure composition)



Domestic energy production (2024)

Nuclear energy 45% of domestic output, renewables (incl. hydropower) 37%, solid fuels (coal): 17%, other: 1%

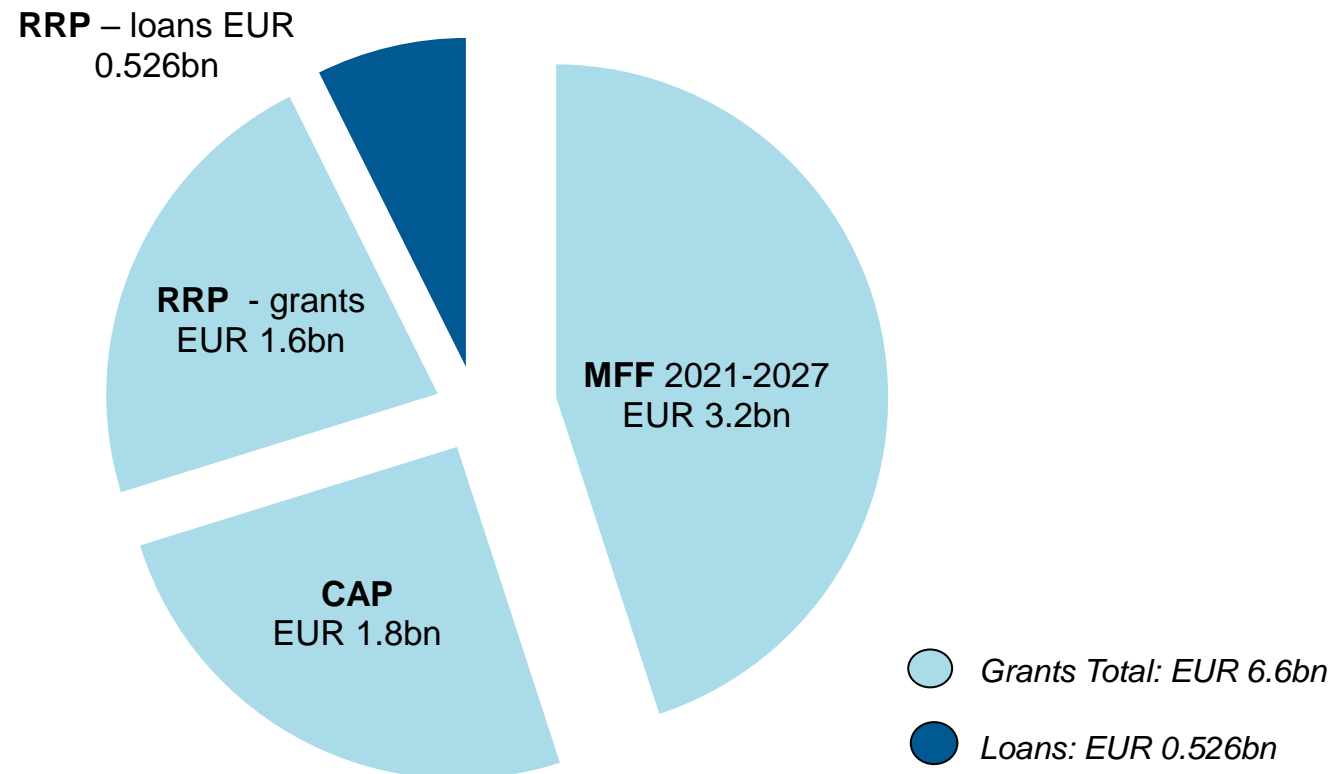
Domestic energy resources covered **55% of domestic energy needs in 2024** (52% in 2023).

Energy dependency ratio in 2024 was 44.5% (47.5% in 2023)

*Note: Considering energy import and export, more than 267,000 TJ were available for energy supply in 2024



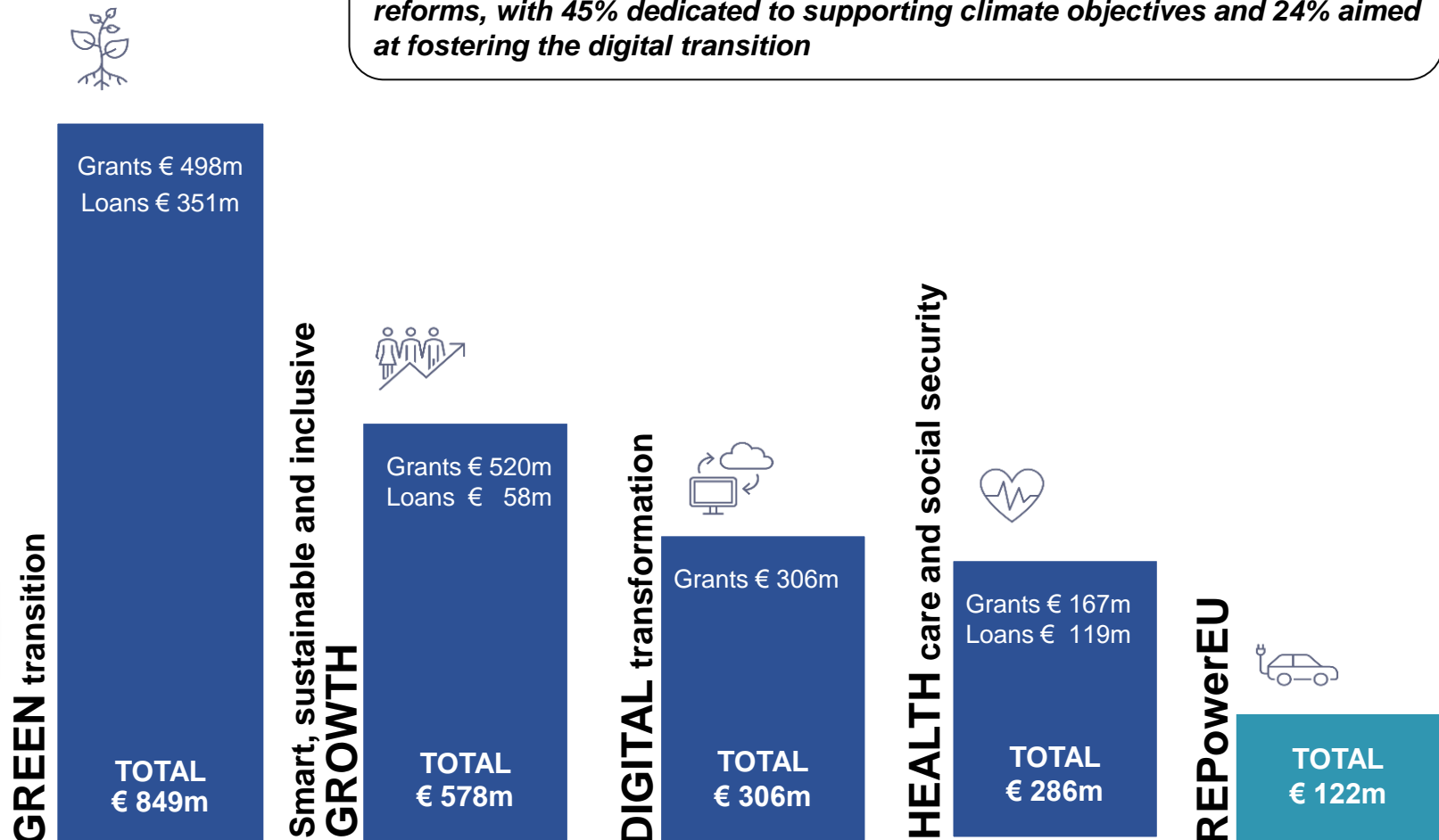
Funds From EU Funding Mechanisms Available to Slovenia by 2030



*MMF – Multiannual Financial Framework
CAP – Common Agricultural Policy
RRP – Recovery and Resilience Plan*

Recovery and Resilience Plan – EU NGEU

The reforms and investments are driving Slovenia towards greater sustainability, resilience, and readiness for the challenges and opportunities presented by **the green and digital transitions**. The plan includes **48 investment streams** and **36 reforms**, with **45% dedicated to supporting climate objectives** and **24% aimed at fostering the digital transition**



Source: Ministry of Finance, Office of the Republic of Slovenia for Recovery and Resilience, 15.12.2025



RRP Milestones & Envisaged Draw Down

*After receiving the fourth payment request, Slovenia will have received a total of EUR 1.54 billion in funds, comprising EUR 1.07 billion in grants (66.5%) and EUR 466 million in loans (88.6%). This represents approx. 72 percent of the funds available to the country under the RRP until the end of 2026. Meanwhile, **the state budget has already paid** EUR 1.2m euros to the final recipients or project sponsors for the activities carried out*

181 Milestones & Targets

84 Measures

36 Reforms

48 Investments

17 Components

TOTAL EUR 2.1bn

RRP allocation of funds (as reflected in the State Budget)

RRF	2021	2022	2023	2024	2025	2026	2027*	Total
Grants EUR (m)	113.25	117.75	80.75	240.90	444.84	302.90	313.13	1.613,52
Loans EUR (m)*	0.00	0.00	310.09	116.13	39.56	59.80	0.00	525.58
Total	113.25	117.75	390.84	357.03	484.40	362.70	313.13	2.139,10

* The final inflow of funds from the European Commission is expected by 31 December 2026. The transfer of funds to the budget will take place in 2027; currently, only EUR 144 million is planned for transfer in the 2027 budget.





ESG labelled bonds

*Slovenia in 2025 became **the first European sovereign** to tie its bond's interest rate to the country's performance on **environmental targets***

Sustainability Bond (SB)

2021 1st
2023 2nd

2021: Bond proceeds financed projects with 33% environmental and 67% social impact

2023: The 2nd SB includes a commitment to align with the EU Taxonomy Regulation **to the extent possible**

Links (2nd SB 2023):

- [Framework](#)
- [SPO 2023](#)
- [Bond Report](#)
- [Allocation Review/Final Impact Report/ Final](#)
- [Allocation Spreadsheets](#)
- [Impact Reporting Spreadsheets](#)
- [ESG Investor Presentation](#)

2024 Sovereign Social Bond (Samurai)

The **first sovereign-issued Social Samurai Bond**. Proceeds will exclusively (re)finance eligible social projects under the 2023 Sustainability Bond Framework

Links:

- [Framework SB 2023](#)
- [SPO SB 2023](#)
- [Pre-issuance Review](#)
- [Social Bond Report](#)
- [Impact Report](#)
- [Allocation Review](#)
- [Impact Reporting Spreadsheets](#)
- [Allocation Spreadsheets](#)

2025 Sustainability-linked bond (SLB)

SLBs offer **flexibility by allowing unrestricted use of proceeds** while holding issuers accountable to **sustainability targets**, with performance-based incentives or penalties

Links:

- [Framework](#)
- [SPO](#)
- [NECP](#)
- [Annex to NECP](#)
- [Investor Presentation \(June 2025\)](#)





2025 Sustainability-linked bond

Key transaction terms and highlights

- On 24 June 2025, the Republic of Slovenia successfully issued inaugural 10-year Sustainability-linked bond. The landmark transaction is the **first from a European sovereign**. Exceptional investor demand pushed the orderbook beyond EUR 6.5 billion, allowing Slovenia to tighten pricing at MS+61 bps—demonstrating **strong market confidence in the issuance**

Issuance: 24 June 2025

Maturity: 2 July 2025

Issue size: EUR 1bn

Coupon: 3.125% fixed; annual

SLB financial characteristics: +/- 50bps on last coupon

Target observation date:
December 31, 2030

Reporting on target achievement—and any step-up/step-down adjustment—is due within 36 months of the observation date, by 31 December 2033

KPI: Total annual greenhouse emission

SPT 1.1: 35% decrease of total GHG emissions by 2030 relative to 2005 baseline

>> Coupon step up: The coupon payable on the note shall increase 50 bps starting in July 2034 if SPT 1.1 has not been achieved

SPT 1.2: 45% decrease of total GHG emissions by 2030 relative to 2005 baseline

>> Coupon step down: The coupon payable on the note shall decrease 50 basis points starting in July 2034 if SPT 1.2 has been achieved

*Key Performance Indicators ("KPIs")
Sustainability Performance Targets ("SPTs")*

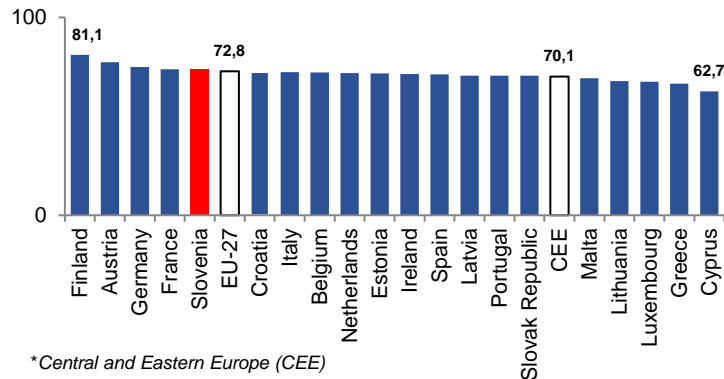
- In March 2025, Slovenia unveiled the **Sustainability-Linked Bond (SLB) Framework**, developed in alignment with the 2024 ICMA SLB Principles. The Framework received a Second Party Opinion from S&P Global, affirming its credibility and alignment with international best practices
- This SLB issuance underscores **Slovenia's strong commitment to sustainable finance and global climate goals**. By broadening its investor base and aligning with international emissions reduction efforts, Slovenia reinforces its role as a proactive contributor to the global transition toward a low-carbon economy





SDG Dashboards and Trends for Slovenia 2024

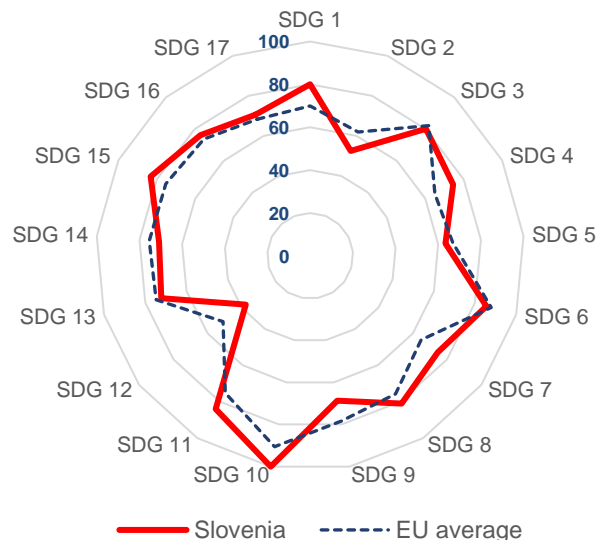
SDG Index Score (100 (best) to 0 (worst))



*Central and Eastern Europe (CEE)

Source: ESDR 2025, online database, 15.12.2025

Average performance by SDG



Overall Performance: **8/34** European countries*
Country score: **73.8** (in 2014 70.5)

PEOPLE



PLANET



PROSPERITY



PEACE & PARTNERSHIP



- Major challenges
- Significant challenges
- Challenges remain
- SDG achieved
- Decreasing
- Stagnating
- Moderately improving
- On track or maintaining SDG achievement

* Note: **The Europe Sustainable Development Report 2025** is the 6th edition of our independent quantitative report on the progress of the European Union and its member states towards Sustainable Development Goals (SDGs). The report was prepared by teams of independent experts at the Sustainable Development Solutions Network (SDSN).