

REPUBLIC OF SLOVENIA

Investor Presentation



June 2026



Ministry of Finance
Republic of Slovenia



Disclaimer

By reading these presentation slides, you agree to be bound by the following limitations:

The information in this document has been prepared by and is the sole responsibility of the Republic of Slovenia (acting through its Ministry of Finance) (the "Issuer") solely for the purposes of investor education. It has not been approved or endorsed by any dealer or manager retained by the Issuer.

NOT FOR DISTRIBUTION IN THE UNITED STATES, AUSTRALIA, CANADA OR JAPAN

Neither this presentation nor any copy of it may be taken or transmitted into, or distributed, directly or indirectly in, the United States of America, its territories or possessions, any State of the United States or the District of Columbia (where "possessions" include Puerto Rico, the U.S. Virgin Islands, Guam, American Samoa, Wake Island and the Northern Mariana Islands). Any offering of securities may not be offered or sold in the United States absent registration or an exemption from registration. The Issuer has not registered and does not intend to register any securities that may be described herein in the United States or to conduct a public offering of any securities in the United States. Any failure to comply with these restrictions may constitute a violation of United States securities laws. The distribution of this document in other jurisdictions may also be restricted by law, and persons into whose possession this document comes should inform themselves about, and observe, any such restrictions.

This presentation may be consulted or distributed, only by qualified institutional investors other than individuals and to whom such access is not restricted by the laws of any jurisdiction.

This document does not constitute an offer or invitation to sell, or a solicitation of an offer to buy, any securities, and nothing contained herein shall form the basis of any contract or commitment whatsoever. No reliance may be placed for any purposes whatsoever on the information contained in this presentation or any materials discussed verbally, or on its completeness, accuracy or fairness.

This document and its contents are strictly confidential and are being provided to you solely for your information and may not be retransmitted, further distributed to any other person or published, in whole or in part, by any medium or in any form for any purpose. The opinions presented herein are based on general information gathered at the time of writing and are subject to change without notice.

The communication of this document as a financial promotion is only being made to those persons falling within Article 12, Article 19(5) or Article 49(2)(a) to (d) of the Financial Services and Markets Act 2000 (Financial Promotion) Order 2005, or to other persons to whom this document may otherwise be distributed without contravention of section 21 of the Financial Services and Markets Act 2000, or any person to whom it may otherwise lawfully be made (all such persons being referred to as "relevant persons"). This communication is being directed only at relevant persons having professional experience in matters relating to investments and any investment or investment activity to which this communication relates will be engaged in only with relevant persons. Any person who is not a relevant person should not act or rely on this document or any of its contents. This document is not intended for distribution to and must not be passed on to any retail client.

NO ACTION HAS BEEN MADE OR WILL BE TAKEN THAT WOULD PERMIT A PUBLIC OFFERING OF ANY SECURITIES THAT MAY BE DESCRIBED HEREIN IN ANY JURISDICTION IN WHICH ACTION FOR THAT PURPOSE IS REQUIRED. NO OFFERS, SALES, REALES OR DELIVERY OF ANY SECURITIES THAT MAY BE DESCRIBED HEREIN OR DISTRIBUTION OF ANY OFFERING MATERIAL RELATING TO ANY SUCH SECURITIES MAY BE MADE IN OR FROM ANY JURISDICTION EXCEPT IN CIRCUMSTANCES WHICH WILL RESULT IN COMPLIANCE WITH ANY APPLICABLE LAWS AND REGULATIONS.

THIS DOCUMENT DOES NOT DISCLOSE ALL THE RISKS AND OTHER SIGNIFICANT ISSUES RELATED TO AN INVESTMENT IN ANY SECURITIES/TRANSACTION DESCRIBED HEREIN. PRIOR TO TRANSACTING, POTENTIAL INVESTORS SHOULD ENSURE THAT THEY FULLY UNDERSTAND THE TERMS OF ANY SECURITIES/TRANSACTION AND ANY APPLICABLE RISKS. THIS DOCUMENT IS NOT A PROSPECTUS FOR ANY SECURITIES DESCRIBED HEREIN. INVESTORS SHOULD ONLY SUBSCRIBE FOR ANY TRANSFERABLE SECURITIES DESCRIBED HEREIN ON THE BASIS OF INFORMATION IN THE OFFERING CIRCULAR AND NOT ON THE BASIS OF ANY INFORMATION PROVIDED HEREIN. INVESTORS AND PROSPECTIVE INVESTORS IN THE SECURITIES OF THE ISSUER ARE REQUIRED TO MAKE THEIR OWN INDEPENDENT INVESTIGATION AND APPRAISAL OF THE FINANCIAL CONDITION OF THE ISSUER AND THE NATURE OF THE SECURITIES. INVESTORS IN ANY SECURITIES OF THE ISSUER ARE STRONGLY ADVISED TO SEEK THEIR OWN INDEPENDENT ADVICE IN RELATION TO ANY INVESTMENT, FINANCIAL, LEGAL, TAX, ACCOUNTING OR REGULATORY ISSUES. THIS PRESENTATION DOES NOT CONSTITUTE A RECOMMENDATION REGARDING THE SECURITIES OF THE ISSUER.

This presentation may contain statements about future events and expectations that are "forward-looking statements". Such statements typically contain the words "anticipate", "believe", "intend", "estimate", "expect", "will", "may", "project", "plan" and words of similar meaning. All statements included in this presentation, other than statements of historical facts, including, without limitation, those regarding financial position, business strategy, plans and objectives of management for future operations (including development plans and objectives) are forward-looking statements. Such forward-looking statements involve known and unknown risks, uncertainties and other important factors that could cause actual results, performance or achievements to be materially different from future results, performance or achievements expressed or implied by such forward-looking statements. Such forward-looking statements are based on numerous assumptions regarding present and future business strategies and the relevant future business environment. None of the future projections, expectations, estimates or prospects in this presentation should be taken as forecasts or promises nor should they be taken as implying any indication, assurance or guarantee that the assumptions on which such projections, expectations, estimates or prospects have been prepared are correct or exhaustive, or, in the case of the assumptions, fully stated in the presentation. These forward-looking statements speak only as of the date of this presentation and the Issuer expressly disclaims to the fullest extent permitted by law any obligation or undertaking to disseminate any updates or revisions to any forward-looking statements contained herein to reflect any change in expectations with regard thereto or any change in events, conditions or circumstances on which any such statement is based. Nothing in the foregoing is intended to or shall exclude any liability for, or remedy in respect of, fraudulent misrepresentation.





Agenda

- **Country Overview**
- Economic and Banking Resilience
- Public Finances
- Debt Management and Funding Plan
- Annex

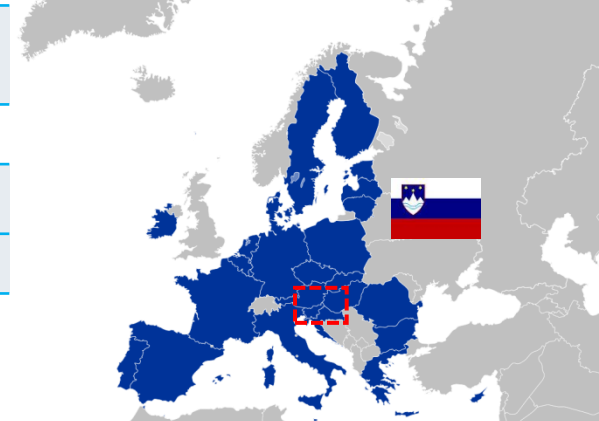




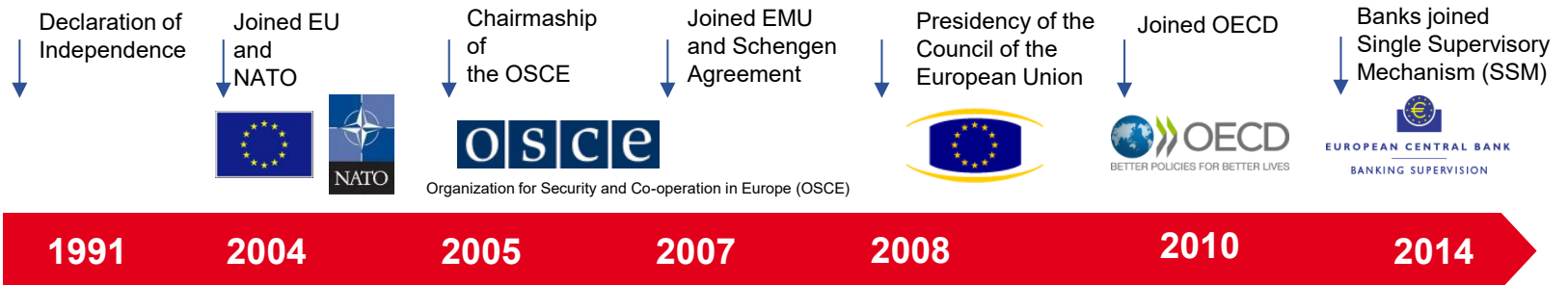
Slovenia: Member of the EU, NATO, EMU, OECD

Key Facts

Location	▪ Borders Austria, Italy, Hungary, Croatia and the Adriatic Sea
Territory	▪ 20,271 km ² (¹)
Population	▪ 2.14 million (January 1, 2026)(¹)
Currency	▪ Euro
GDP per capita in PPPs	▪ 91% of EU-27 average (2025); (Portugal 81%, Estonia 79%, Poland 81%, Croatia 78%, Hungary 76%, Slovakia 75%)(²)



Strong International Relationships



- Slovenia is a parliamentary republic
- Joined the EU in 2004 and adopted the Euro in 2007 as the first among new member countries. Slovenia is also part of Schengen, EEA and EFTA
- The Prime Minister of the Republic of Slovenia appointed in May 22, 2026 was Janez Janša, a three-time former Prime Minister (2004–2008, 2012–2013, 2020–2022), and the President elected in November 2022 was Nataša Pirc Musar

1. Source: Statistical Office of the Republic of Slovenia (SORS), 10.6.2026
 2. Source: Eurostat, 10.6.2026





Slovenia: Highlights

Key Data

- **GDP growth in 2025:** **0.9%*** (1.7 % in 2024)⁽¹⁾
- **GDP growth in Q1 2026 (chg y-o-y):** **3.1%*** (0.3% EA-21 and 0.7% EU-27)⁽¹⁾
- **General Government balance in 2025:** **-2.5% of GDP⁽²⁾** (-0.9% in 2024)⁽¹⁾
- **General Government debt in 2025:** **65.7% of GDP⁽²⁾** (66.4% in 2024)⁽¹⁾
- **General Government interest exp. 2025:** **1.3% of GDP⁽²⁾** (1.3% in 2024)⁽¹⁾
- **Capital adequacy ratio Dec 2025:** **20.9% (CET1 18.0%)⁽³⁾**
- **NPE ratio 3/2026:** **1.6%⁽³⁾**

Macro-Economic Strengths

- **Export-driven economy; exports 78.6% of GDP, imports 73.3% (2025)⁽²⁾**
- **Current Account Balance 3.5% of GDP in 2025 (4.5% of GDP in 2024)⁽⁵⁾**
- **Unemployment rate (ILO) at 3.9% in 2025 (EA-21 average of 6.3%)⁽¹⁾**
- **Employment rate (ages 20–64) in 2025 78.3% (EA-21 average 75.7%)**
- **The lowest private sector debt in EA-20 (non-consolidated of 61.5% of GDP in 2024⁽¹⁾)**
- **One of the lowest gross Household Debt-to-Income Ratio of 40.4% in 2024 (EA 82.8%)⁽¹⁾**
- **Gross national savings of 26.1% of GDP in 2024⁽⁴⁾**

Prudent Debt Management

- **Awarded “Sustainable Debt Awards Winner 2026” by Environmental Finance and “Sovereign Risk Manager of the Year 2017” by Risk magazine**
- **Established Euro yield curve and expanded multi-currency presence**
- **Implemented proactive debt strategy with diversified investor base, full FX hedging, strong affordability, and ample liquidity buffers. Established yield curve in Euro Debt Capital Markets and efforts to expand presence across currencies**

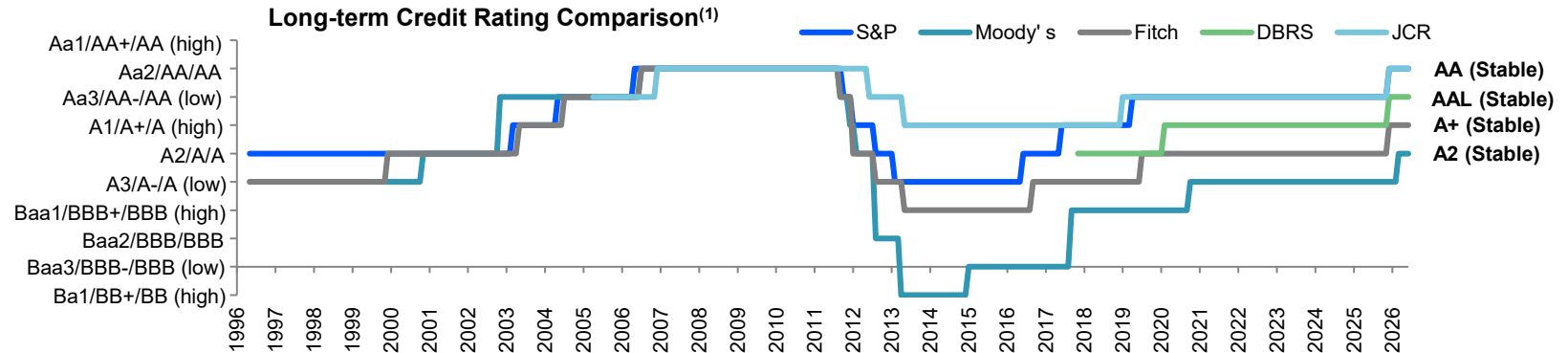
**Note: Growth rates of GDP in volume, based on seasonally adjusted data. From 1 January 2026, the euro area also includes Bulgaria (EA-21).*

1. Source: SORS, Eurostat, 10.6.2026
2. Source: SORS, 10.6.2026
3. Source: Bank of Slovenia, Monthly report on bank performance, 10.6.2026
4. Source: Eurostat, Non-financial transactions - quarterly data, 10.6.2026
5. Source: Bank of Slovenia, Balance of payments, 10.6.2026





Slovenia Sovereign Rating



Credit Strengths⁽²⁾

- A high level of economic development and income per capita, a strong external position, and EU and EMU membership
- High debt affordability, strong debt management, and high liquidity buffers
- The adopted pension reform strengthens long-term fiscal sustainability and the economy's resilience to the challenges of population ageing

Credit Challenges⁽²⁾

- A more significant reduction in public debt through faster fiscal consolidation or additional structural reforms
- A shortage of labour in key sectors of the economy
- Increasing geopolitical uncertainty

Sovereign ⁽³⁾	S&P	Fitch	Moody's
Germany	AAA	AAA	Aaa
Austria	AA+	AA	Aa1
Ireland	AA+	AA	Aa3
Slovenia	AA	A+	A2
Belgium	AA-	A+	A1
Czech Republic	AA-	AA-	Aa3
France	A+	A+	Aa3
Estonia	n/a	A+	A1
Spain	A+	A	A3
Portugal	A+	A	A3
Slovakia	A	A-	A3
Lithuania	A	A+	A2
Latvia	A	A-	A3
Croatia	A	A-	A3
Poland	A-	A-	A2
Cyprus	A-	A-	A3
Italy	BBB+	BBB+	Baa2
Hungary	BBB-	BBB	Baa2
Serbia	BBB-	BB+	Ba2

1. Source: Moody's, S&P, Fitch, DBRS, JCR, 10.6.2026
 2. Source: Selected drivers highlighted by rating agencies: S&P, Moody's and Fitch, 10.6.2026
 3. Source: Current credit ratings, Bloomberg, 10.6.2026





Key Policy Reforms Implemented

1
Pension System Reform

In 2025, Slovenia adopted a pension reform to improve long-term sustainability and pension adequacy. From 2028, the minimum retirement age for those with 40 years of contributions will gradually increase from 60 to 62, and the statutory retirement age from 65 to 67, with both rising by three months per year. These measures, along with changes to pension calculations and indexation, aim to raise the effective retirement age and ensure the system's stability amid demographic ageing. Since 2013*, the average retirement age in Slovenia has steadily increased. In 2025, women retired at an average age of 61 years and 9 months, which is 3 years and 3 months more than in 2013. For men, the average retirement age reached 62 years and 10 months, an increase of 1 year and 11 months compared with 2013. The 2013 pension reform also contributed to a slowdown in the growth of the number of old-age pensioners, with the annual growth rate declining from 2.7 per cent in 2012 to 1.6 per cent in 2025

2
Labour Market Reform

Streamlined employment protection, increased labour market flexibility, reduced labour market segmentation, and equalised labour costs for people under 30. Public sector wage reform, effective from 2025, aims to promote transparency and fiscal sustainability, improve pay structures, link rewards to performance, accelerate early-career promotions, and ensure a more gradual increase in the wage bill than without the reform

3
State asset management

Slovenia's updated State Asset Management Strategy, implemented by Slovenian Sovereign Holding, focuses on human rights, social responsibility, gender equality, sustainable energy, infrastructure and forest management, risk control, productivity growth, and stronger corporate governance in state-owned enterprises

4
Strengthened Banking System

Well-capitalized banking system. Stark reduction in non-performing loans ratio since 2013. Nova KBM d.d., NLB d.d. and Abanka d.d. (merged into Nova KBM d.d.) privatized. The new Banking Act adopted in 2021 relating to capital requirements and regulation of financial holding, remuneration and audit power. In November 2023 introduced amendment to the requirement to maintain a systematic risk buffer (syRB), in December a positive neutral CCyB set at 1%

5
Fiscal rule and Council

A constitutionally mandated structural balanced budget has been in force since 2013. The Fiscal Rule bylaw has been in place since July 2015. The Fiscal Council has operated since 2017. A new Fiscal Rule Act, adopted in March 2025, aligns national legislation with the amended EU fiscal governance framework, adopted in April 2024, which changes **the definition of the notion of medium-term fiscal balance enshrined in the Constitution**

* Note: Slovenia implemented a significant pension reform with the enactment of the Pension and Disability Insurance Act (ZPIZ-2) in December 2012, which come into force in January 2013.

1. Source: Pension and Disability Insurance Institute (ZPIZ), 10.6.2026





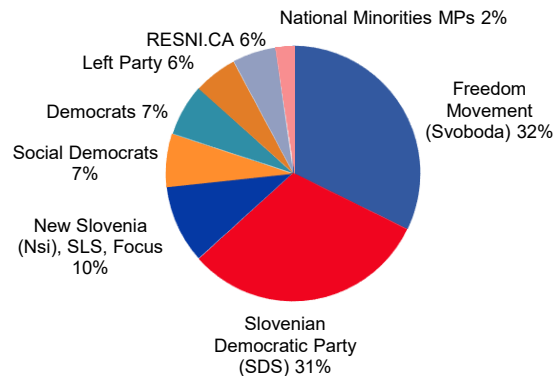
Political Leadership

Parliamentary elections in 2026

- Parliamentary elections in Slovenia were held on 22 March 2026; the next parliamentary elections are due in mid-2030
- The three-way coalition** (SDS, NSi, SLS, Focus, Democrats) holds 43 out of 90 seats, with external support from Resni.ca (which holds 5 seats)

Distribution of Seats at the National Assembly*

* The distribution of seats in the National Assembly as of 10 April 2026 (election results)



Key Regular Election Dates

Local Election (November)
Mayors & Municipal Councils

2026

Months

Jan	Feb	Mar
Apr	May	Jun
Jul	Aug	Sep
Oct	Nov	Dec

Presidential Election (October)

2027

Months

Jan	Feb	Mar
Apr	May	Jun
Jul	Aug	Sep
Oct	Nov	Dec

Parliamentary Election (March)

2030

Months

Jan	Feb	Mar
Apr	May	Jun
Jul	Aug	Sep
Oct	Nov	Dec





New Government's Policy Agenda 2026–2030

3 key pillars

**Economic Development and Higher Productivity,
Efficient and Lean State, and
Social responsibility**

- Transition to a **highly competitive, innovation-driven and entrepreneurial economy**
- **Reduction of the tax and regulatory burden** on labor and capital, alongside **stable public finances**
- **Commitment to fiscal discipline**, with revised budgets designed to preserve long-term sustainability and remain within fiscal rules

- **Decentralization of the state** and a **stronger role for regions**
- **Reform of public systems** (healthcare, judiciary, public administration)
- **Housing policy** and **family support** as a response to demographic challenges

- Strong emphasis on **energy sovereignty** (nuclear energy + renewables)
- **Zero tolerance for corruption** and **greater institutional efficiency**





New Government's Policy Cont.

Goals	Envisaged actions
Pro-growth and business-oriented	<ul style="list-style-type: none">▪ Strong focus on higher productivity, innovation, and competitiveness▪ Clear intent to position Slovenia as a high-value, knowledge-driven economy▪ Emphasis on private-sector-led growth and entrepreneurship
Tax Relief and Incentive-based Fiscal Framework	<ul style="list-style-type: none">▪ Lower tax burden on labour and capital (income tax reform, development cap)▪ Expanded tax incentives for R&D, digitalisation, and investment▪ No major new taxes without offsetting reductions, ensuring a predictable tax regime
Strong Support for Investment and Capital Markets	<ul style="list-style-type: none">▪ Incentives for venture capital, start-ups, and high-growth firms▪ Improvements to equity compensation (stock options) and capital gains taxation▪ Initiatives to develop domestic capital markets and improve financing access
Deregulation and Administrative Simplification	<ul style="list-style-type: none">▪ Aggressive debureaucratisation and digitalisation (e-government, AI use)▪ “1 IN – 2 OUT” rule for regulations▪ Faster permitting and ‘silence = approval’ principle▪ Significant reduction in regulatory friction and time to market





New Government's Policy Cont.

Goals	Envisaged actions
Infrastructure and Energy as Strategic Priorities	<ul style="list-style-type: none">▪ Acceleration of transport and logistics infrastructure projects▪ Strong support for nuclear energy (JEK2) and a diversified energy mix▪ Focus on energy security and price stability
Labour Market Reform and Talent Strategy	<ul style="list-style-type: none">▪ Flexibility through the “flexicurity” model (flexible and secure employment)▪ Simplified hiring of foreign skilled workers▪ Investment in skills, digital competencies, and education-business links
Healthcare and Public Sector Efficiency Reforms	<ul style="list-style-type: none">▪ Measures to reduce waiting times and improve service delivery▪ Integration of public and private providers under a regulated framework▪ Broad drive for cost efficiency and digital transformation
Real Estate and Housing Market Activation	<ul style="list-style-type: none">▪ Incentives for long-term rental supply and construction▪ Activation of idle land and housing stock▪ State-backed housing schemes for young buyers





Agenda

- Country Overview
- **Economic and Banking Resilience**
- Public Finances
- Debt Management and Funding Plan
- Annex

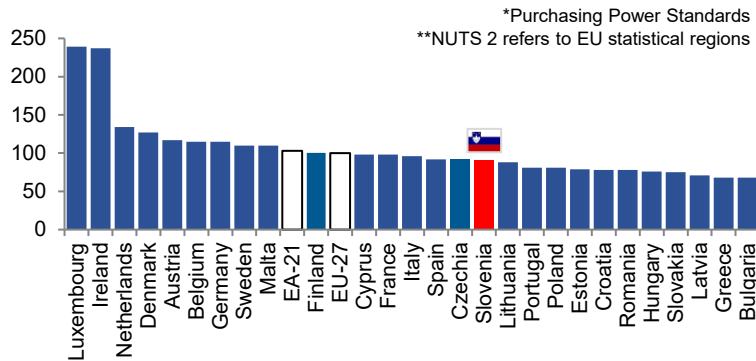




A High-Income Country Converging Towards the EU Average

High GDP per Capita Positioning Slovenia Among CEE's Strongest Economies

GDP per Capita PPS* in 2025 (EU27 = 100)



Source: Eurostat, 10.6.2026 *East (Vzhodna) Slovenia 72 (2024); West (Zahodna) Slovenia 110 (2024)****

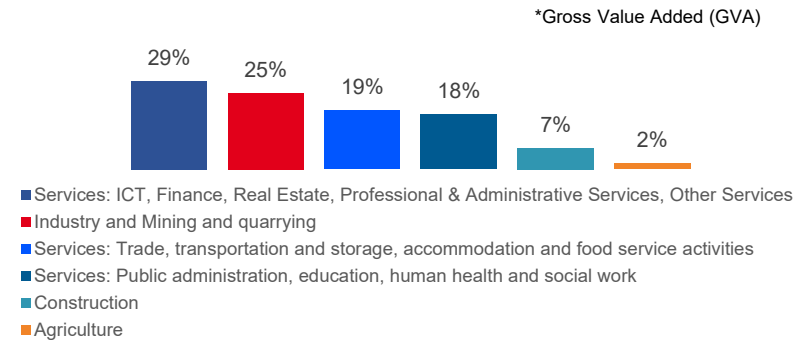
Composition of Slovenian GDP (%)

	2024	2025	2025Q1	2026Q1
	EUR 67.4bn	EUR 70.5bn	EUR 16.2bn	EUR 17.2bn
Consumption	72.3	72.6	72.5	72.6
Government consumption	20.4	21.2	21.8	22.5
Investments	20.9	21.1	21.5	23.3
Net exports	6.2	5.4	4.4	3.8
Exports	80.9	79.3	82.6	79.1
Imports	74.7	73.1	78.2	75.3

Economic activity in Slovenia strengthened further in the 1q2026, with GDP up 0.7% quarter-on-quarter and 3.1% year-on-year (seasonally adj.) The euro area GDP up 0.3% year-on-year in 2026q1 (EU: 0.7%) and -0.2% quarter-on-quarter (EU: -0.1%).

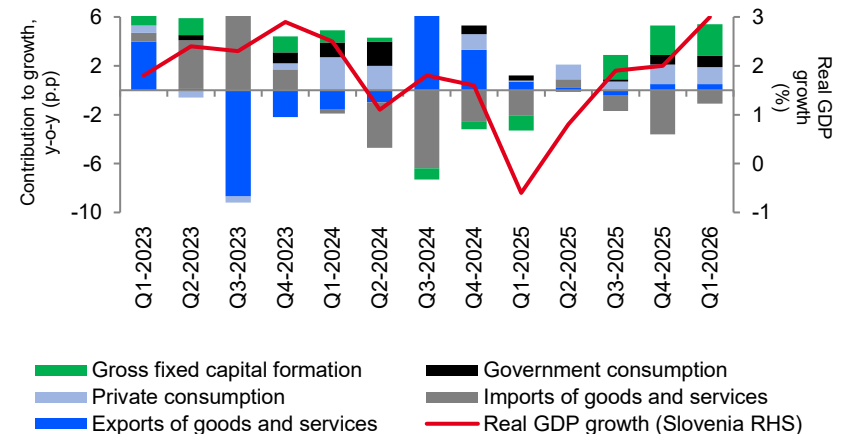
Source: SORS, Eurostat, 10.6.2026

High diversification of economic activity – GVA decomposition % (2025)



Source: SORS, 10.6.2026

Contributions to Real GDP Growth (% chg y-o-y)



Source: SORS, Original Data, 10.6.2026





Current Account Position

Current account Position (% of GDP)⁽²⁾

	2024	2025	2025Q1	2026Q1
	EUR	EUR	EUR	EUR
	3.1bn	2.5bn	0.4bn	0.4bn
Current Account	4.5	3.5	2.7	2.3

Export/import growth of goods and services (% volume change y-o-y)⁽¹⁾

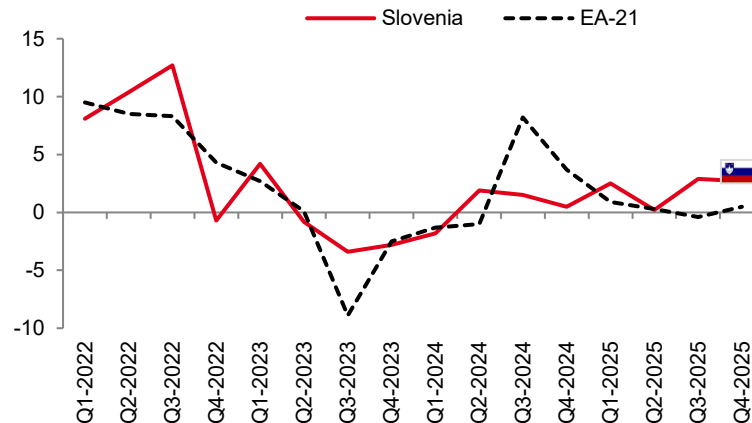
	2024	2025	2025Q1	2026Q1
Exports	2.3	0.3	0.9	0.7
Imports	4.3	2.1	2.9	1.5

The contribution of the balance of trade in 2025 to GDP growth was negative (-1.3 p.p.); in 1q 2026 was -0.5 p.p.

1. Source: SORS, 10.6.2026

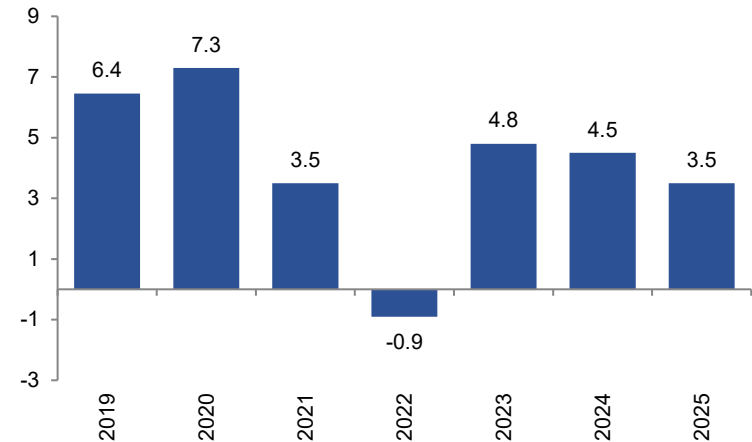
2. Source: Bank of Slovenia, 10.6.2026

Exports of Goods & Services (% chg y-o-y)⁽³⁾

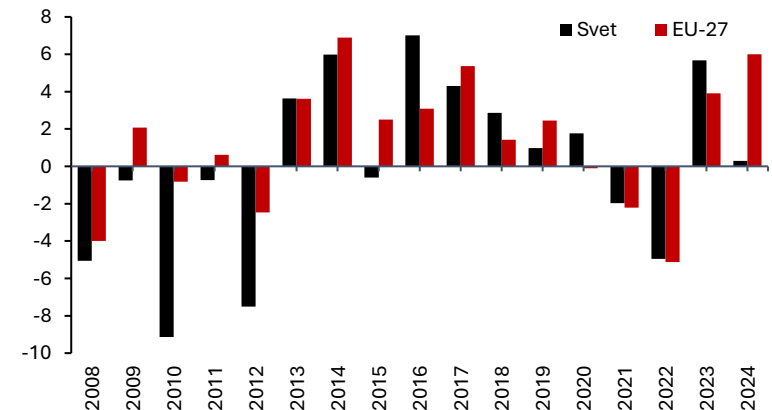


3. Source: SORS, Eurostat, Original data, 10.6.2026

Current Account Balance (% of GDP)⁽²⁾



Change in Slovenia's Market Shares on the Global Market and in the EU (% chg Y-o-Y)⁽⁴⁾



4. Source: UN Comtrade, Unctad, SORS, IMAD calculations, 10.6.2026





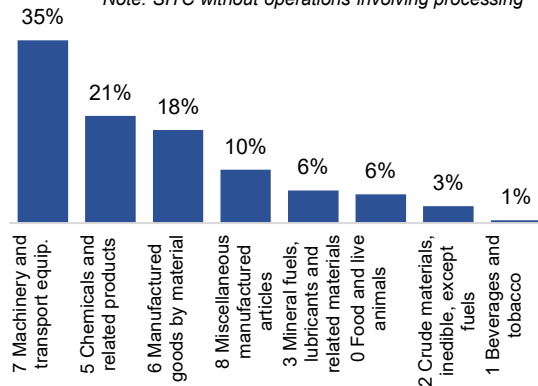
Diversified and Open Economy

Manufacturing and Services Driven Growth

- EUR 55.4bn of exports of goods and services (78.6% of GDP) and EUR 51.6bn (73.3% of GDP) of imports of goods and services in 2025⁽¹⁾
- Exports of goods and services is driven by manufacturing, services, and the growing tourism industry⁽¹⁾
- Around ¾ of goods exports and of service trade (exports and imports) are with EU countries⁽²⁾
- Main trading partners are Germany, Croatia, Italy, and Austria⁽²⁾
- From 2019–2023, inward FDI stock grew by an average of 7.1% annually. At the end of 2024, it reached an estimated EUR 23.04 billion (34.2% of GDP), up 3.2% year-on-year. The main immediate investor countries/regions were Switzerland, Hong Kong, Luxembourg, and the Netherlands.

Structure of Exports of Goods (%) by the Standard International Trade Classification (SITC*) ⁽¹⁾

Note: SITC without operations involving processing

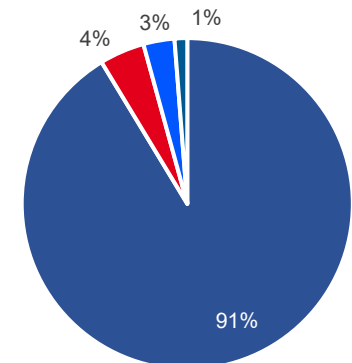


Slovenia's largest export product groups according to SITC are high- and moderate-complexity products, including pharmaceutical products (in Group 5), electrical machinery and equipment, machinery and mechanical appliances, and motor vehicles, ranging from industrial machines to automotive and electronic components (in Group 7).

Slovenia's Exports of Goods: Top trading partners

EU-27	75.1%
Of which:	
Germany	17.2%
Croatia	11.5%
Italy	10.6%
Austria	6.5%
France	4.2%
Serbia	3.0%
Russian Federation	3.0%
United Kingdom	2.1%
United States	2.0%
Switzerland	1.9%

Geographic Distribution of Exports of Goods and Services⁽²⁾



■ Europe ■ Asia ■ America ■ Rest of the World

Note: Numbers may not add up due to rounding.

1. Source: SURS, 10.6.2026
2. Source: Bank of Slovenia, 10.6.2026

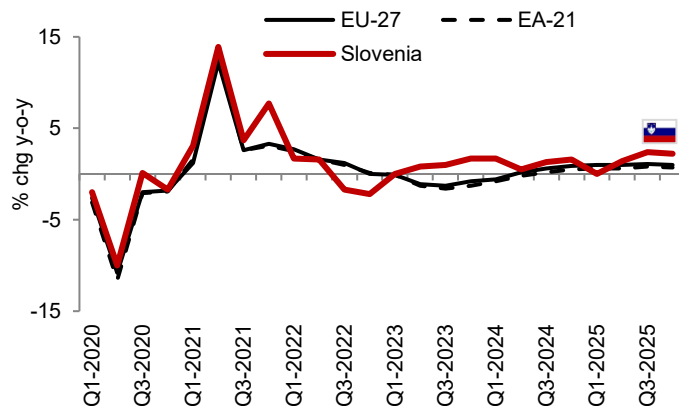




Labour Market Trends

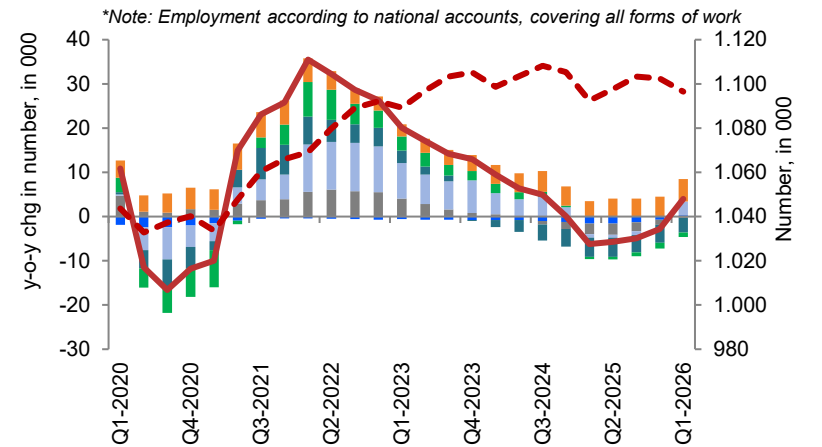
- **One of the lowest unemployment rates in the EU/EA in 2025.** The unemployment rate (ILO methodology) in 2025 was 3.9% (EA-21 average 6.3%, EU-27 average 6.0%). **At the end of April 2026**, it was 4.1% in Slovenia (EA average 6.3%, EU average 6.0%)(¹)
- **Employment declined in 2025**, mainly due to continued contractions in labor-intensive sectors such as construction and manufacturing, while public services, including health care and education, expanded. **In Q1 2026, employment rose** to 1.097 million (+0.4%, +4,000), with gains in public and business services partly offset by losses in manufacturing
- **The employment rate in Slovenia for the population aged 20–64 was above the EA average in 2025** (78.3% compared to 75.7% in EA)(¹)

Labour Productivity per Person Employed



Source: Eurostat, 10.6.2026

Employment* by sectors



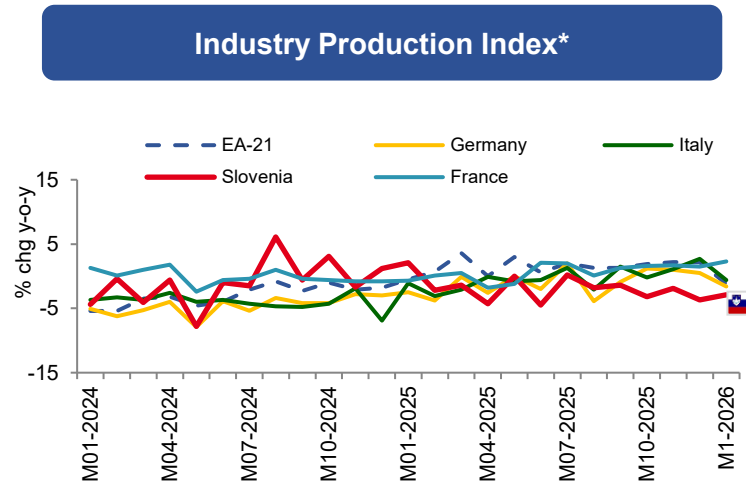
- Public services
- Industry
- Construction
- Consumer-oriented services (GHI)
- Business-oriented services
- Agriculture
- Employment chg_TOTAL (LHS)
- Employment persons_TOTAL (RHS)

Source: SORS, 10.6.2026



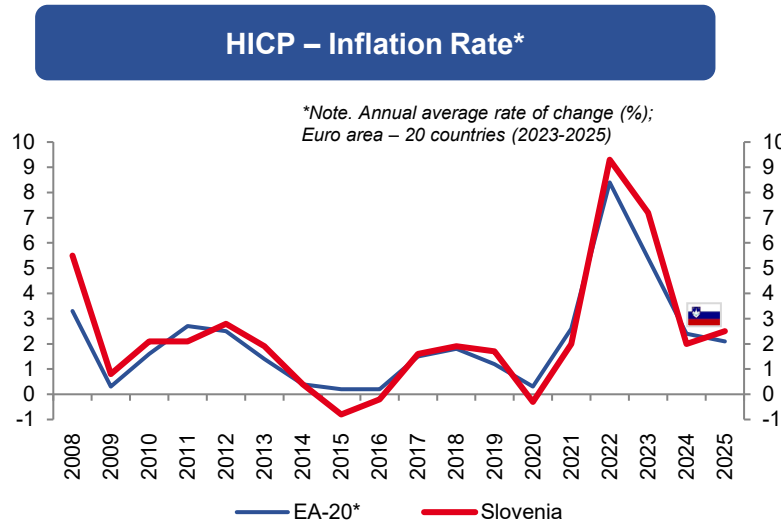


Industry Production Performance and Inflation



Source: Eurostat, 10.6.2026

*Note: Industrial production encompasses Mining and quarrying, Manufacturing, Electricity, Gas, Steam and Air conditioning supply. From 1 January 2026, the euro area also includes Bulgaria (EA-21).



*Note: Annual average rate of change (%); Euro area – 20 countries (2023-2025)

Source: Eurostat, SORS, 10.6.2026

- **Industrial growth** is led by **high and medium technology-intensive industries**, which are export-oriented, R&D-driven, and major productivity drivers
- **Foreign direct investments** is concentrated in medium-high and high-tech manufacturing segments
- **Manufacturing (NACE C) accounts for over 80% of total Industry GVA** ($\approx \frac{1}{4}$ of total GVA), which includes manufacturing, energy, utilities, and mining (i.e. NACE Rev. 2 categories)
- **HICP (average) inflation rate of 2.5% in 2025** (EA-20 2.1%, EU-27 2.5%)
- **HICP inflation in May 2026 3.8%** (in the same period last year was 1.9%); **Euro area** inflation was 3.2% (1.9% in May 2025)
- **Service prices rose by 3.9% over the year, while goods prices increased by 3.8%**. Non-durable goods were up 5.9%, semi-durable goods decreased by 0.1%, and durable goods fell by 0.6%. The largest impact came from an 11.0% increase in prices in the housing, water, electricity, gas and other fuels group, and a 6.3% rise in the transport group.





Slovenian Banking System

- **Total Assets** €58.5bn (78.9% of GDP) end 3/2026 (EUR 57.7 bn end of December 2025 (81.8% of GDP)⁽¹⁾)
- **Net profit** EUR 148m (0.2 % of GDP) in 3/2026 (EUR 882m (1.3% of GDP) in 1-12/2025)⁽¹⁾
- **Loan-to-deposit ratio** (LTD) 61.7% end of March 2026⁽¹⁾
- **Net impairments and provisions remains stable** of EUR -29m in 3/2026 (EUR -162m in 2025)⁽¹⁾
- Stable banking sector: **capitalization** (CAR) at 20.9% and **CET1** at 18.0% end December 2025⁽¹⁾
- **Non-performing exposures** (NPEs) at 1.6% 3/2026⁽¹⁾

Bank funding and assets

	2025	as of 3/2026
Loans to Non-Banking Sector	8.6% y-o-y	9.5% y-o-y
Households	7.9% y-o-y	8.5% y-o-y
Corporates	4.4% y-o-y	4.8% y-o-y
Deposits of Non-Banking Sector	6.9% y-o-y	6.7% y-o-y
Households	6.8% y-o-y	6.7% y-o-y
Corporates	7.4% y-o-y	6.9% y-o-y

7 biggest banks in Slovenia – by majority ownership and total assets (€'000)*⁽²⁾

NLB (foreign**)	19,061,010
OTP banka (foreign)	15,367,853
Banka Intesa Sanpaolo (Sanpaolo IMI group) (foreign)	4,357,553
Unicredit Banka Slovenije (foreign)	3,746,109
SID banka (Domestic)	2,520,999
Gorenjska banka (Foreign)	2,760,677
Delavska hranilnica (Domestic)	2,649,310

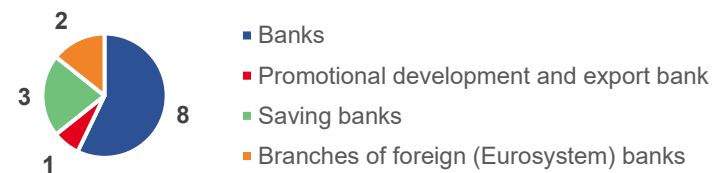
* As of 31 December 2025 (on a stand-alone basis); SSH is having in NLB about 25% plus one share

1. Source: Bank of Slovenia, Monthly report on bank performance, 10.6.2026
2. Source: Bank of Slovenia, Register of Supervised Entities, 10.6.2026

Bank assets quality, income generation and system stability⁽¹⁾

	2025	as of 3/2026
Net Interest Income	-10.1% y-o-y	1.6% y-o-y
Net Non-interest Income	7.9% y-o-y	-6.5% y-o-y
Net income	-9.3% y-o-y	-10.5% y-o-y
Gross income/average assets	3.9%	3.5%
Return on Equity (ROE)	14.4%	10.0%
Leverage ratio	9.8%	9.8%
Coverage ratio of NPEs	47.7%	46.6%
Stage 2 exposures - total	4.1 %	3.9 %
	(share)	(share)
Liquidity coverage ratio	263.4%	251.0%
	(consolidated)	(consolidated)

Banking system composition⁽²⁾





Agenda

- Country Overview
- Economic and Banking Resilience
- **Public Finances**
- Debt Management and Funding Plan
- Annex



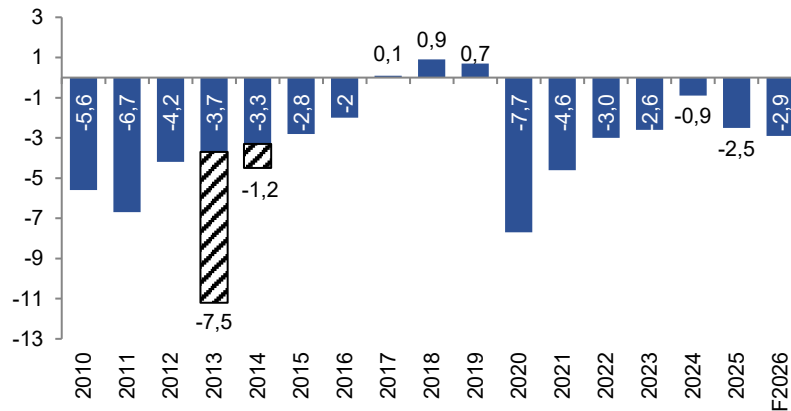


General Government Account (ESA 2010)

Controlled deficit, declining debt, and adherence to EU fiscal rules

- **General Government deficit of -2.5% of GDP in 2025**, below the EA average of -2.9%. The GG deficit is estimated at -2.9% of GDP in 2026⁽³⁾
- **General Government debt at the end of 2025 at 65.7% of GDP**, below the EA average of 87.4%. There is a plan to further reduce it to around 65% of GDP by the end of 2026
- **A sufficiently high liquidity reserve** of the state budget, reflected in the balance of the single treasury account, reducing the net debt of the general government sector

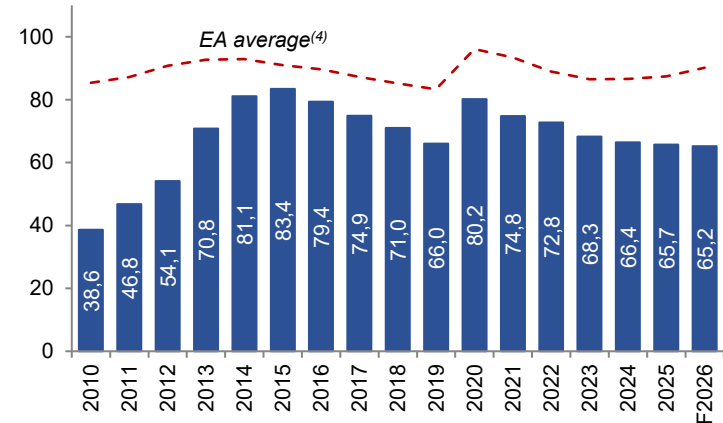
General Government Balance (% of GDP)⁽¹⁾



1. Source: Eurostat, SORS, Ministry of Finance, 10.6.2026

Headline deficit of -11.2% (one-offs of 7.5% of GDP due to banks recapitalization) in 2013. Headline deficit of -4.5% due (one-offs of 1.2% of GDP due to banks recapitalization) in 2014

General Government Gross Debt (% of GDP)⁽²⁾



2. Source: Eurostat, SORS, Ministry of Finance, EC AMECO for EA, 10.6.2026
 3. Source: Ministry of Finance, Latest revision by the current government, 202nd regular session of the Government of the Republic of Slovenia, 21.5.2026



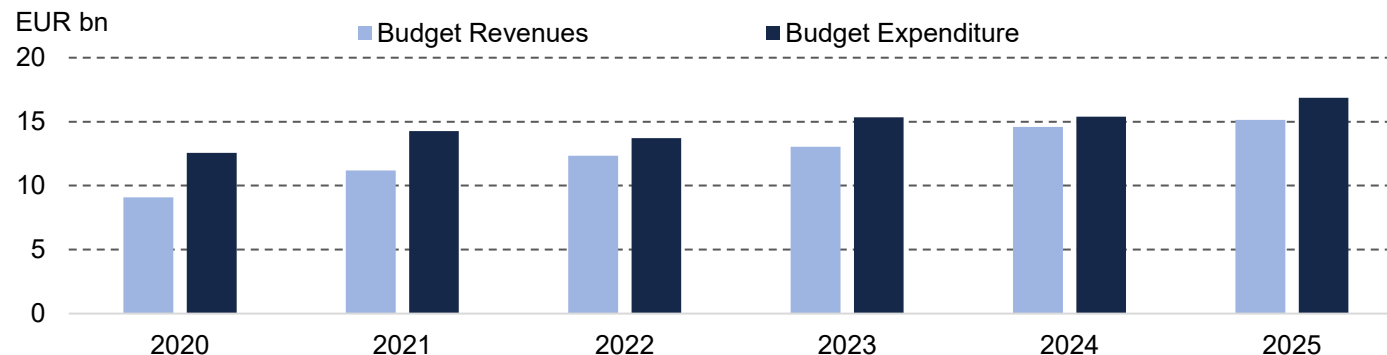


State Budget 2020 - 2025

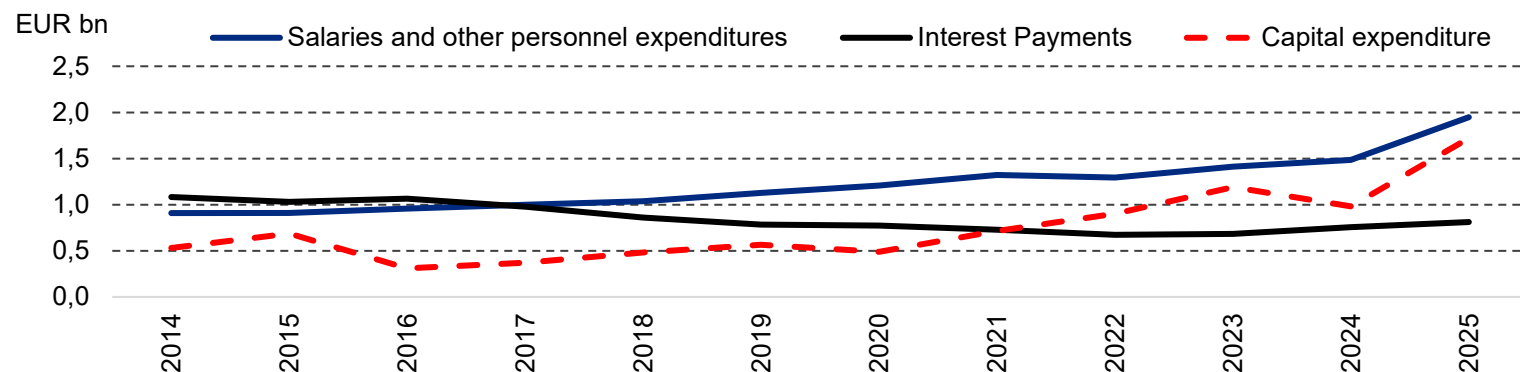
Fiscal Metrics

State Budget Deficit of -2.4% of GDP in 2025. Compared with the previous year, more was allocated to labour costs, transfers to the pension and health insurance funds, investments, and public transport, while less was spent on subsidies

State Budget Revenues and Expenditure in 2020 – 2025



State Budget Expenditure Items in Focus 2014 – 2025





State Budget Outline for 2026 and 2027¹⁾

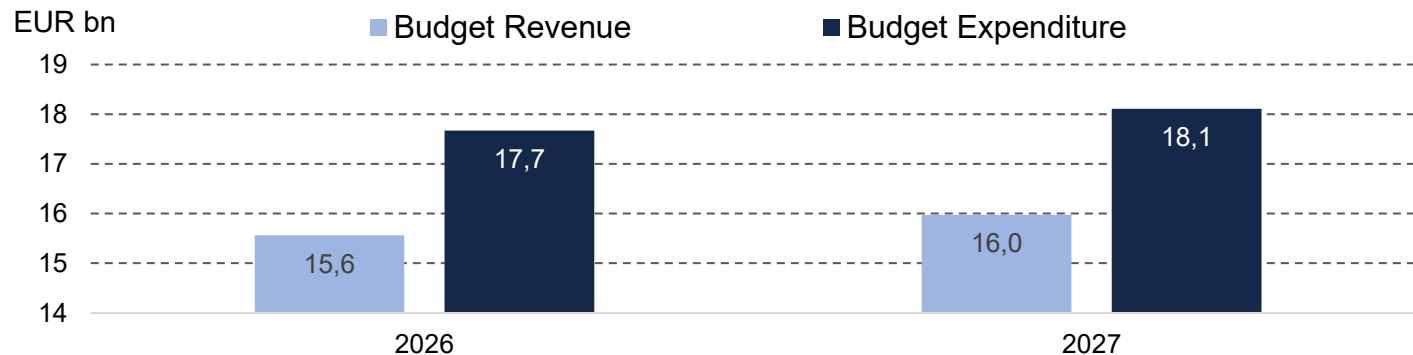
Adapting to Key Shocks and Trends

- Science and Innovation
- Affordable Housing
- Investment and Economic Productivity
- Pension and Healthcare Reform
- Resilience and Security

Revenue and Expenditure in 2026 and 2027

2026 Budget Deficit: EUR 2.1bn
(-2.9% of GDP)

2027 Budget Deficit: EUR 2.1bn
(-2.8% of GDP)



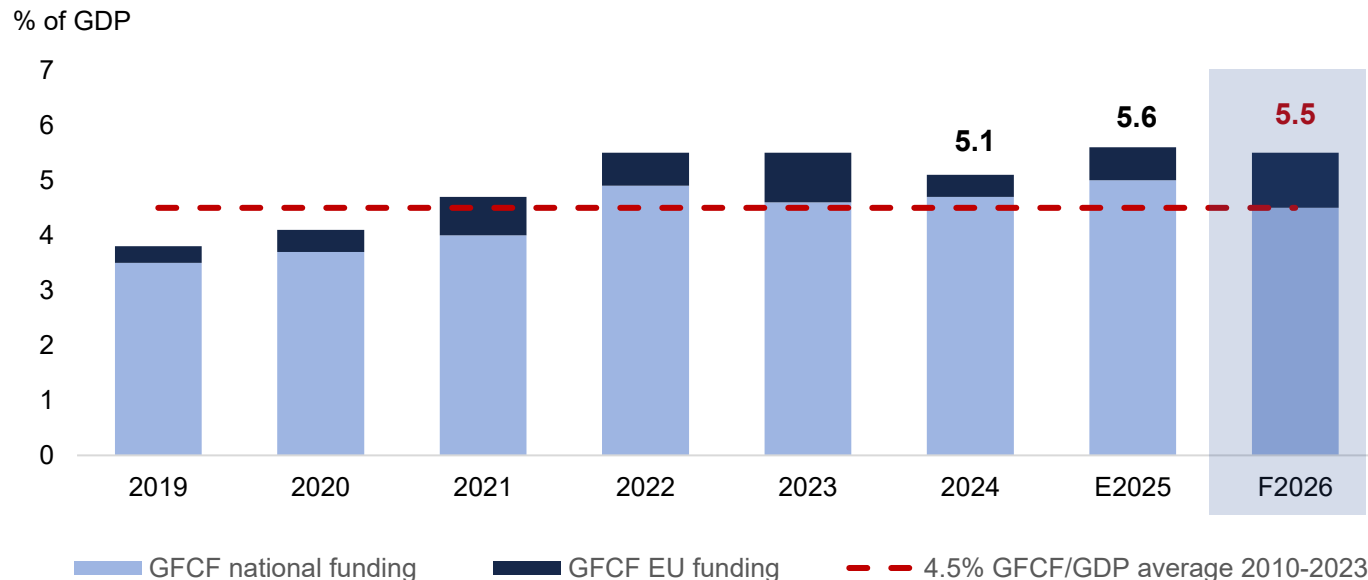
Source: Ministry of Finance ([Amendments to the budget of the Republic of Slovenia for 2026](#)), 10.6.2026





Public Investments and Fiscal Priorities

- **In 2026, investment expenditures are projected at 5.5% of GDP; priorities remain transport and energy infrastructure, housing, healthcare, and faster project delivery**
- **In 2025, investment was driven primarily by defence and resilience, railway infrastructure, and state roads. Projects of relevance include rail upgrades linked to the Port of Koper, flood recovery and water infrastructure works**
- **Slovenia ranks among the top EU countries in public investment**



Source: SORS; Ministry of Finance, Annual progress report 2026, 10.6.2026





Agenda

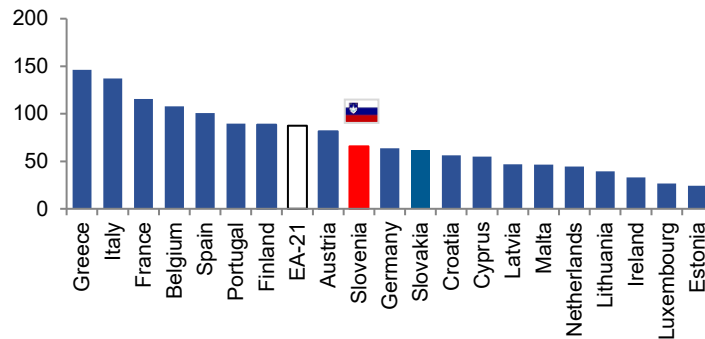
- Country Overview
- Economic and Banking Resilience
- Public Finances
- **Debt Management and Funding Plan**
- Annex





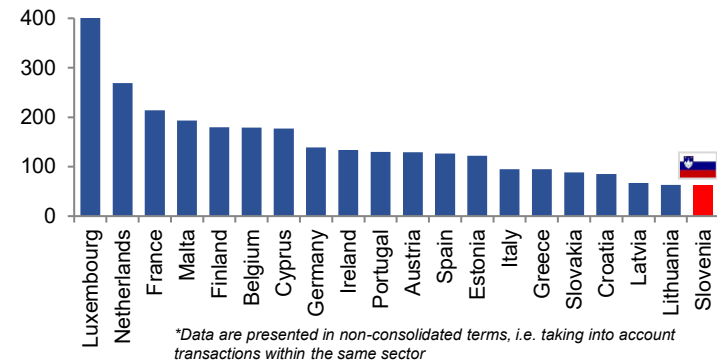
Private Sector is One of the Least Indebted in the Euro Area

General Government Gross Debt (% of GDP 2025)



Source: Eurostat, 10.6.2026

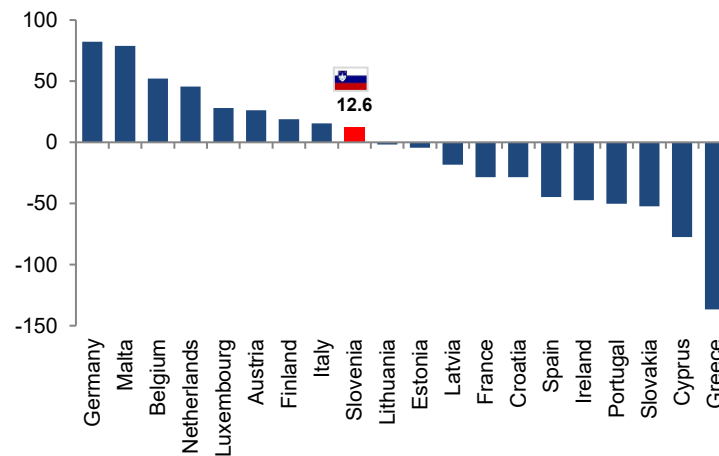
Private Sector Debt* (% of GDP 2024)



*Data are presented in non-consolidated terms, i.e. taking into account transactions within the same sector

Source: Eurostat, 10.6.2026

Net International Investment Position (% of GDP 2025)



Source: Eurostat, Bank of Slovenia, 10.6.2026

Indebtedness Compared to EMU Countries

- **The lowest non-consolidated* private sector debt-to-GDP ratio among EA countries in 2024 is 61.5%** (down from 101.5% of GDP ten years ago)
- **Positive net international investment position** at +12.6% of GDP in 2025, up from -38.7% of GDP ten years ago
- **Net External Debt-to-GDP ratio of -14.3% in 2025** (Italy 42.5%, Spain 43.4%, Austria 17.0% and Germany -12.9%)
- **One of the lowest Gross Household Debt-to-Income Ratio** of 40.4% in 2024 (EA-20 82.8%, Germany 75.3%, Austria 67.9%, Italy 55.4% and Spain 68.8%)
- **HH financial assets of €87.2bn in 2024**, with a stable structure: deposits (35.8%), equities (35.2%), insurance/pensions (11.2%) and cash (9.1%)



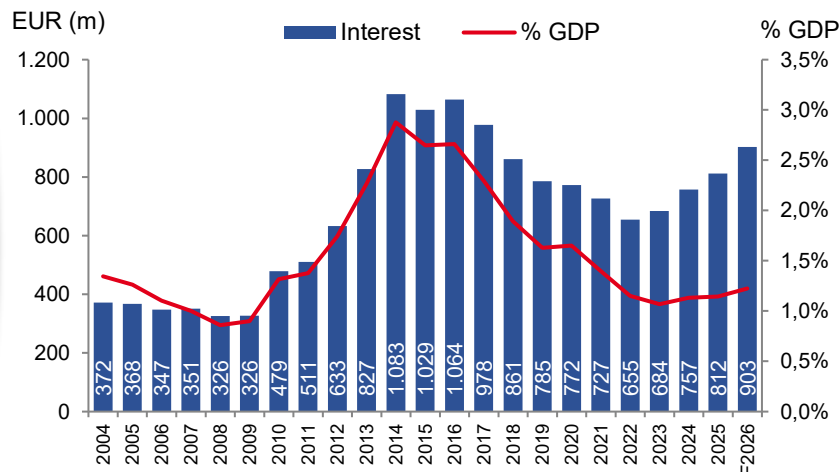


State Budget Debt Profile Key Servicing Figures

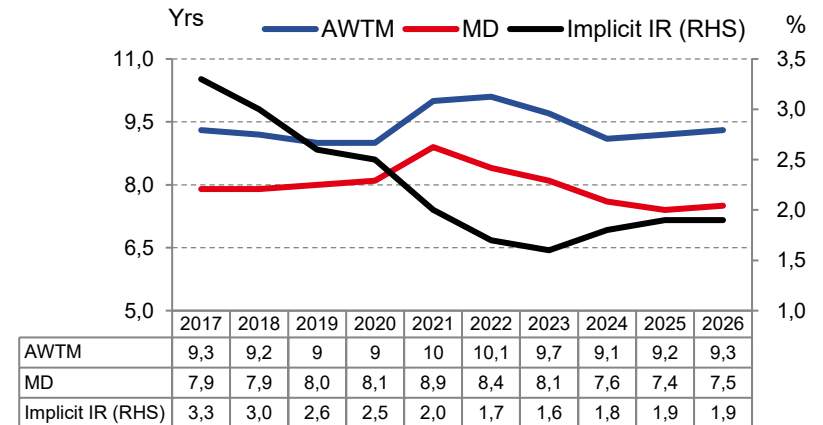
Key Treasury Objectives

- **Key focus of the state treasury was during the low yield environment to extend the duration of the debt portfolio, managing roll-over risk, while reducing implicit interest rate at the same time**
- Extended modified duration of the debt portfolio (from 4.7 yrs in 2014 to 7.5 yrs in 2026) while at the same time implicit interest rate was reduced (from 4.4% in 2014 to 1.9% in 2026)
- Since 2014 the long-term financing cost of the state budget has been reduced significantly. Interest bill of 2.9% GDP in 2014 reduced to 1.1% GDP in 2024 and 1.1% GDP in 2025
- costs minus risks \neq deficit funding

State budget Interest Servicing Cost



AWTM, MD and Implicit Interest Rate



Source: Ministry of Finance, Data as at 31.5.2026

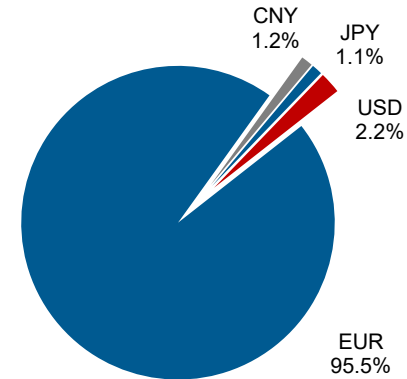




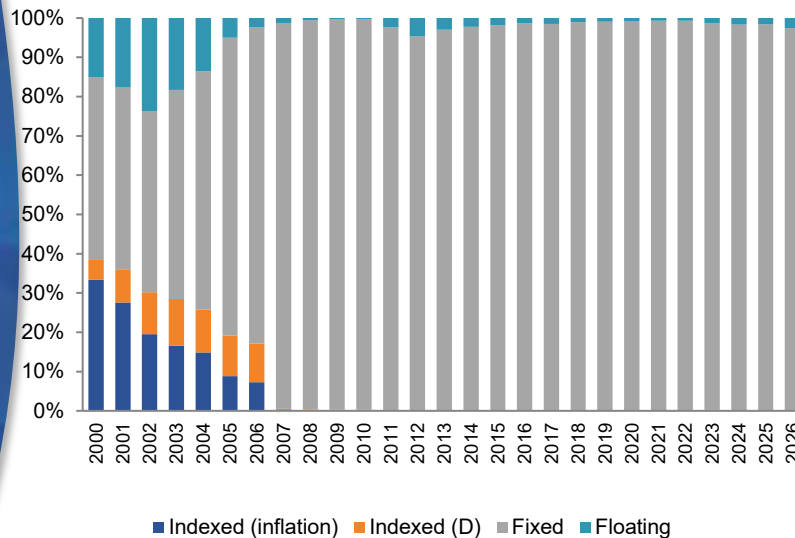
State Budget Debt Composition Profile

- High majority of outstanding the Central Government debt is denominated in domestic currency (euro)
- USD, JPY and CNY liabilities fully hedged back into EUR
- Robust and well distributed redemption profile
- Slovenia **contributions to EFSF, ESM and Greece** were EUR 1.4 bn as end of 4q2025 which represents 2.0% of GDP

Composition by Type of Currency

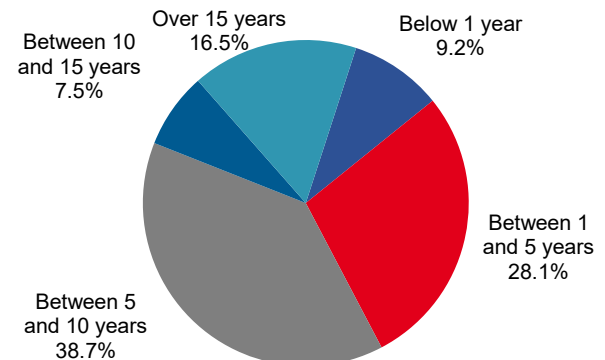


Composition by Interest Rate



Composition by Maturity

	Share	€ m
Bonds	93.1%	39,637.43
T-bills	1.7%	724.49
Loans	5.2%	2,193.33

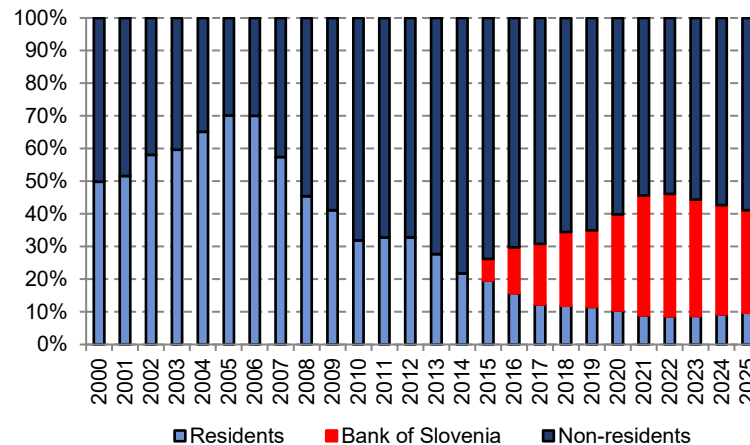




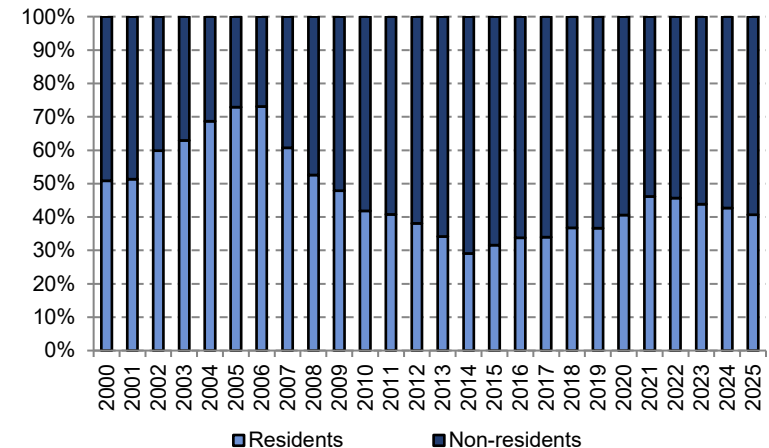
Debt Composition by Residence of Investors

- Share of Non-Resident Investors decreased from 80% in 2014 to 56% in 2024 taking into account the secondary market flows
- Since 2007, i.e. EUR adoption, well diversified domestic EUR investor base and liquidity premium reduced
- On the back of PSPP and PEPP Bank of Slovenia has become significant sole holder of SLOREP bonds (~31%)

**State Budget Debt by Residence of Investors
(Secondary Market)**



**General Government Debt by Residence of Investors
(Secondary Market)**

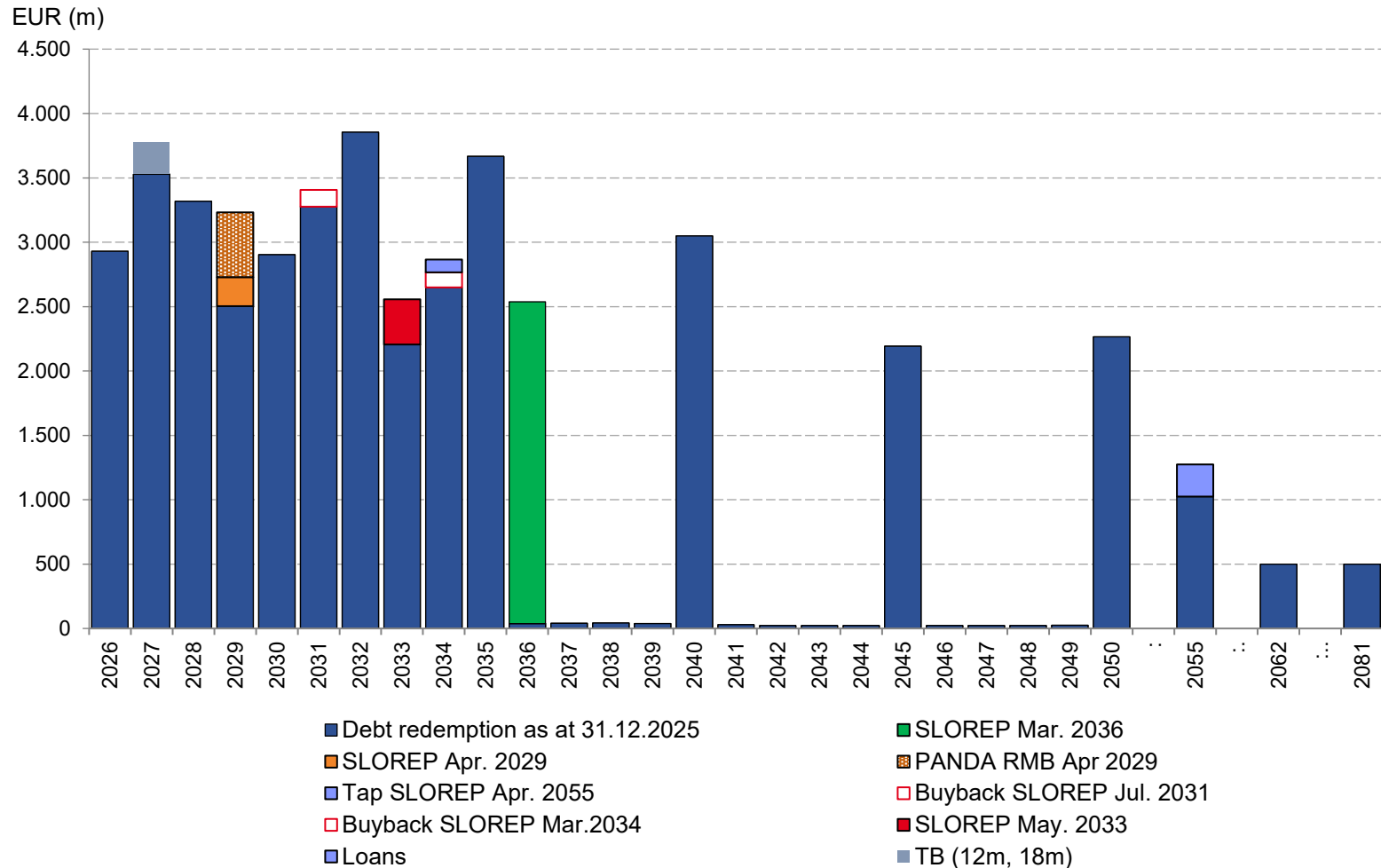


Source: Ministry of Finance, Data as at 31.5.2026





2026 Financing Programme Execution Through Redemption Optics



Note: Marked maturity buckets depict newly issued EUR debt (bonds and T-bills) in 2026.

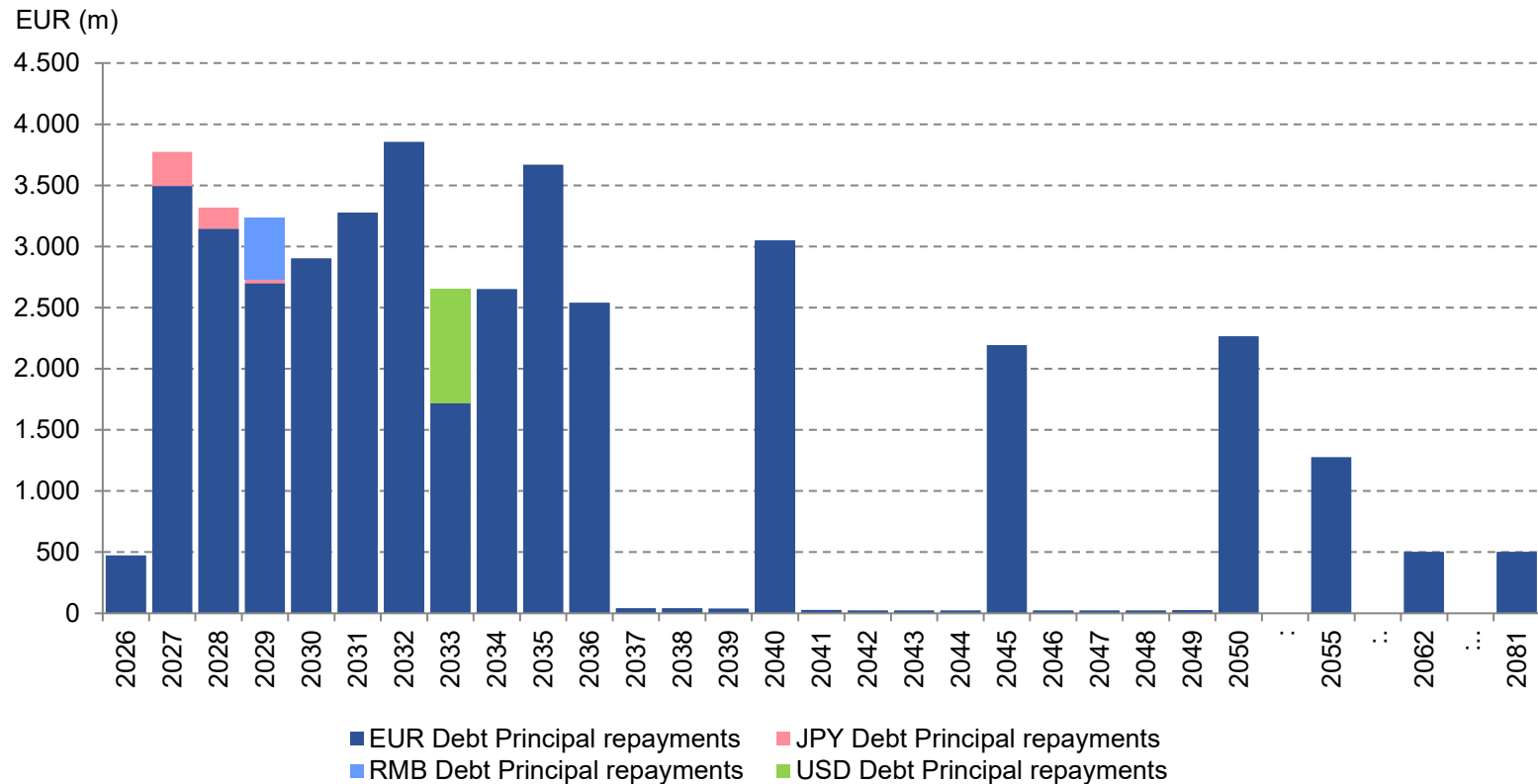
Source: Ministry of Finance, Data as at 31.5.2026





Central Budget Debt Maturity Profile

Prudently and efficiently distributed redemption profile of the central budget debt



Source: Ministry of Finance, Data as at 31.5.2026

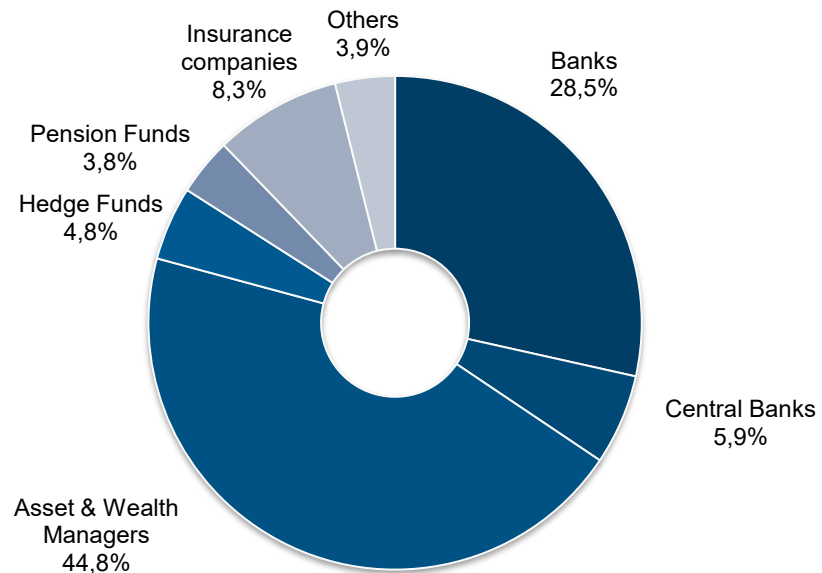




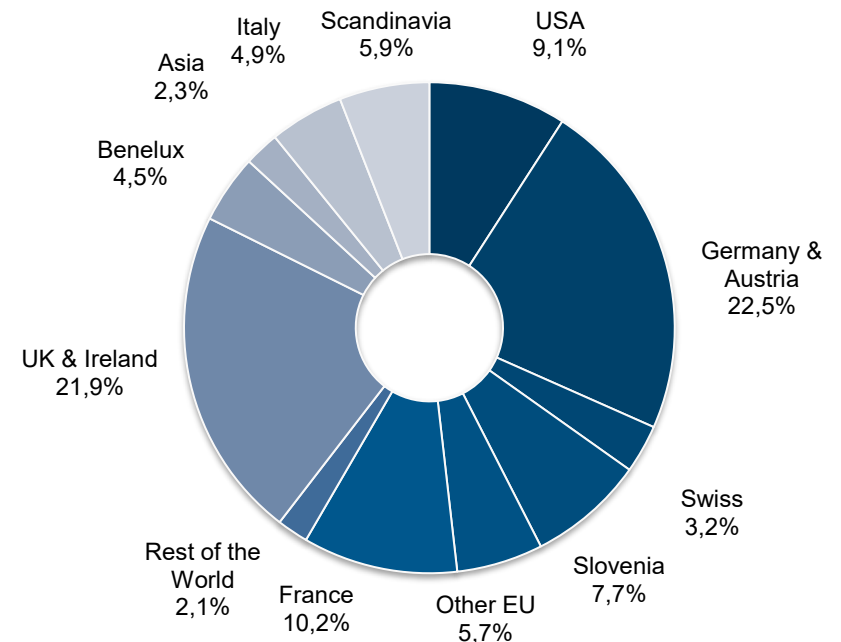
Benchmark Size Bonds Issued on Primary Market

Institutionally well diversified investor base

Distribution by Investor Type



Geographic Distribution



The share of debt held by non-residents has been increasing since Slovenia joined the euro area, as the euro-denominated debt capital market effectively became part of its domestic market.

Source: Ministry of Finance, Data as at 31.5.2026





2026 State Budget Financing Programme

Central Government financing operations will take into account **the target level of General Government debt at the end of 2026, set at around 65% of GDP**

2026 Central Government Budget Financing Needs (- I. - II. + III. - IV. + V.= VI.)	EUR 5.25 bn
I. Deficit of Balance A	2.11
II. Deficit of Balance B (Lending and Repayment Account)	0.46
III. Change (reduction) of the state budget cash position	0.40
IV. Debt redemption in 2026	3.09
V. Prefinancing executed in 2025 and privatisation proceeds	0.00
VI. Central Government Budget Financing Needs for 2026	5.25

Estimated Central Government Budget Debt Principal Repayments in 2027 and 2028	EUR 7.00 bn
Central Government budget debt principal repayments in 2027	3.77
Central Government budget debt principal repayments in 2028	3.32

Note: Numbers may not add up due to rounding.





Recent Highlights of Executed Funding

- The debut **Floating Rate Bond** (May 2026) responds to demand from domestic investors for government financial instruments with floating interest rates and further contributes to diversifying the sources of financing for the state budget
- Debut **panda bond** (March 2026), reinforcing presence **in China's capital market**
- **Strategic samurai bonds** issued in 2024 and 2025, reinforcing presence in **Japan's capital market**
- **Inaugural Sustainability-Linked Bond (SLB)** (June 2025): This bond **supports emissions reduction targets and attracts sustainability-focused investors** reinforcing its role in **Slovenia's sustainable finance strategy**. The inaugural SLB is intended as **a firm financial commitment** backing the environmental goals in the National Energy and Climate Plan (NECP)
- **Retail programme** consists of **3Y retail bonds** issued in 2024, 2025, and 2026, with volumes of EUR 261 million, EUR 250 million, and EUR 225 million, totalling EUR 736 million. Retail investors also participate in the Republic of Slovenia's Treasury Bill programme. The initiative supports the development of Slovenia's debt capital market, broadens the domestic investor base, and promotes financial literacy
- **30Y SLOREP**: In January 2025, Slovenia successfully issued a EUR 1 billion 30-year benchmark bond. The 30Y SLOREP was issued before curve steepening expectations
- **Inaugural digital bond (DLT bond)**: On 25 July 2024, the Republic of Slovenia issued its inaugural digital bond. This landmark transaction is the first of its kind an EU sovereign, and among the first by sovereigns worldwide. Issued in the context of the ECB experimental programme





Key Takeaways

- **Slovenia returns to AA rating**
- **EUR 5.25 billion gross borrowing needs are projected for the 2026 fiscal year.** The plan is to meet this by issuing T-bills and longer-term financing instruments
- **In 2026, Slovenia already secured EUR 3.9 billion in financing through diversified instruments,** including a 10-year euro bond, its first renminbi-denominated panda bond, a third 3-year retail bond, and a 7-year floating rate bond
- **General government debt continues to decline,** reaching 65.7% of GDP in 2025, and is estimated at around 65% of GDP in 2026. Strong liquidity reserves are to be used to reduce gross debt to 60% of GDP in the medium term

- **Institutionally well diversified investor base**
- **The Slovenian bond market,** due to measures taken to improve secondary market liquidity, is perceived as **adequately liquid** compared to bond markets of similar size
- **Smooth redemption profile**
- **ESG committed and DLT focused**

- **Slovenia entered 2026 with stronger growth momentum than the European aggregate.** In Q12026, Slovenia's GDP on y-o-y basis grew by 3.1% compared with EA-21 (0.3%) and the EU-27 (0.7%). **In 2025, real GDP growth moderated to 1.1 % (0.9% seasonally adjusted) compared to 2024.**
- **The banking sector remained stable,** with a sound **capital position** and solid liquidity





Republic of Slovenia
Ministry of Finance

Thank You





Agenda

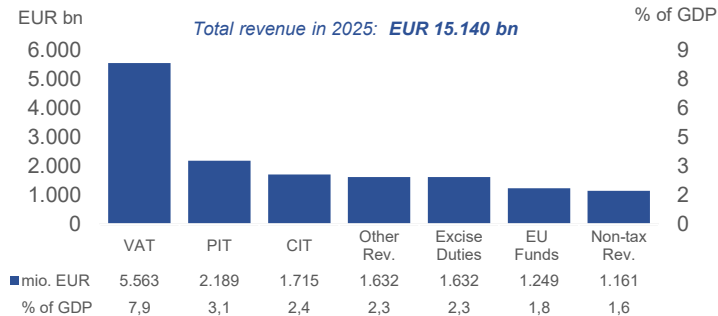
- Country Overview
- Economic and Banking Resilience
- Public Finances
- Debt Management and Funding Plan
- **Annex**



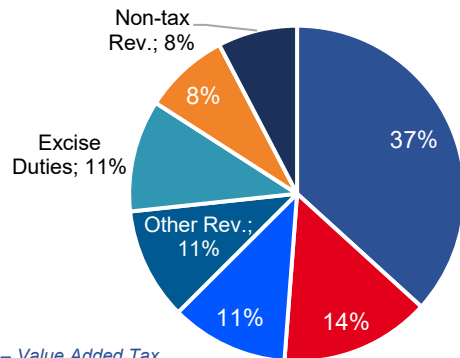


Revenue/Expenditure of the State Budget 2025

Revenue composition



■ VAT ■ PIT ■ CIT ■ Other Rev. ■ Excise Duties ■ EU Funds ■ Non-tax Rev.

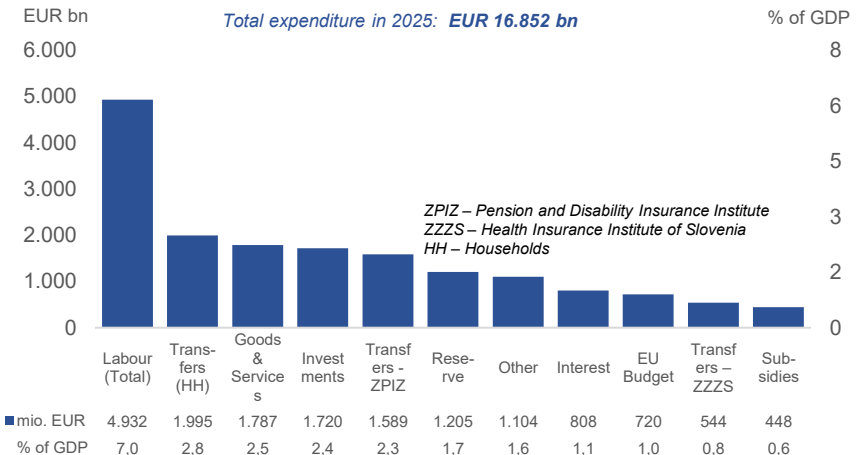


VAT – Value Added Tax
 PIT – Personal Income Tax
 CIT – Corporate Income Tax

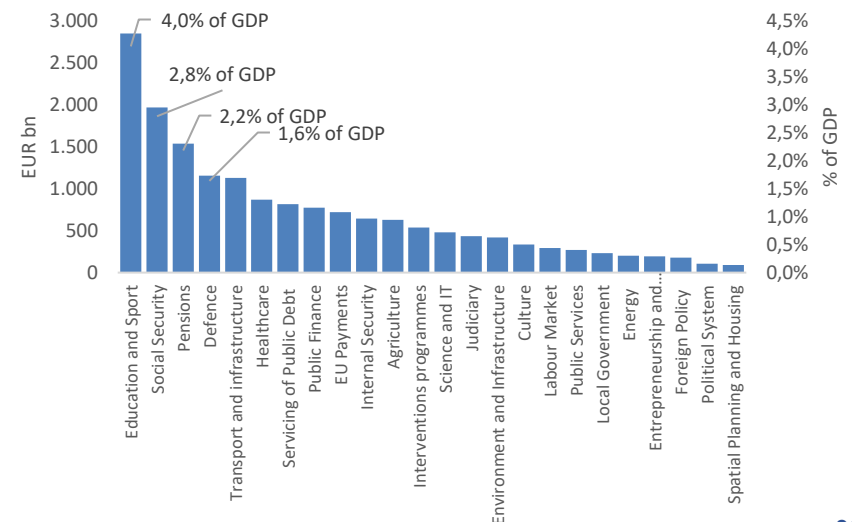
- VAT: 22% (standard), 9.5% (reduced), 5% (special)
- CIT: 19% (22% for 2024–2028)
- PIT: 16–50% (progressive depending on income) or 20% flat (normed expenses)
- Social Contributions: 16.1% employer / 22.1% employee
- Capital Gains: 0-25% (depending on holding period)
- Immovable Property Transfer: 2%, Property: 0%
- Payroll Tax: abolished (2009)

Source: Tax regulations in Slovenia | SPOT

Expenditure composition



Spending by Economic Policies



Source: Ministry of Finance, 10.6.2026





Performance of State-Owned Enterprises

- The new Ordinance on State Assets Management Strategy, adopted in 2024 serves as the framework for active management of state assets. It replaces the previous strategy from 2015 and reflects updated economic and strategic priorities
- To support the development and production of defence products and services by investing in Slovenian companies, SSH established **the state-owned defence company Dovos** – the Company for Defence, Security, and Resilience – on September 12, 2025
- SSH delivered record performance in 2025, achieving EUR ~85 million in net profit (profit after all costs, taxes, and expenses) and exceeding all key management targets despite a challenging economic environment

Key Performance Indicators for Portfolio of Companies Owned by RS and SSH

RS + SSH	2019	2020	2021	2022	2023	2024	E2025
Assets Book Value (EUR (bn))	10.3	9.9	10.3	11.2	12.2	13.1	13.6
Dividends paid (EUR (m))	252.9	85.9	151.3	190.7	175.5	487.7	512.0
Dividend-to-Equity Ratio	2.5%	0.8%	1.5%	1.9%	1.6%	4.1%	N.A.
Portfolio ROE	6.9%	4.3%	6.1%	2.8%	10.1%	9.6%	8.9%

Source: Slovenian Sovereign Holding (SSH), 10.6.2026

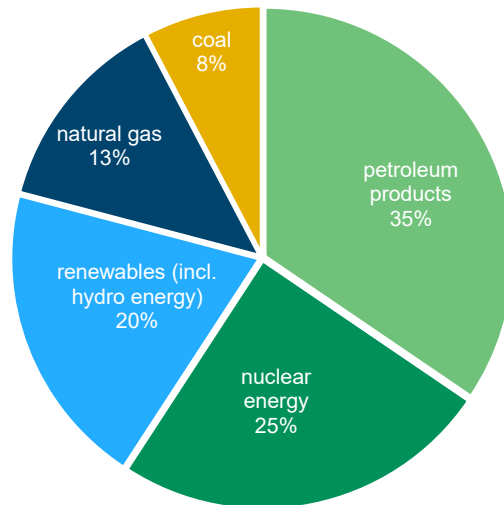




Sources of energy supply

- **Slovenia imports natural gas** via pipeline interconnections with Austria, Italy and Croatia, sourcing volumes through the European gas network, including contracted supplies from Algeria (via Italy) and Azerbaijan (via TAP to Italy)
- **Slovenia is 100% import-dependent for petroleum products** (no crude output/refinery), mainly supplied via the Port of Koper/Mediterranean; 2025 imports totaled EUR 3.12bn (4.4% of GDP and total goods imports)
- **Slovenia is committed to a gradual and socially responsible coal phase-out by 2033**, replacing coal with renewable energy and supporting its energy transition while maintaining energy security

Energy Mix 2025*
(supply structure composition)



Domestic energy resources covered **48% of domestic energy needs in 2025** (55% in 2024)

Energy dependency ratio in 2025 was 52.0% (44.5% in 2024)

Domestic energy production (2024)

Nuclear energy 45% of domestic output, renewables (incl. hydropower) 37%, solid fuels (coal): 17%, other: 1%

Share of **energy from renewable sources** in gross final energy consumption 25% in 2024

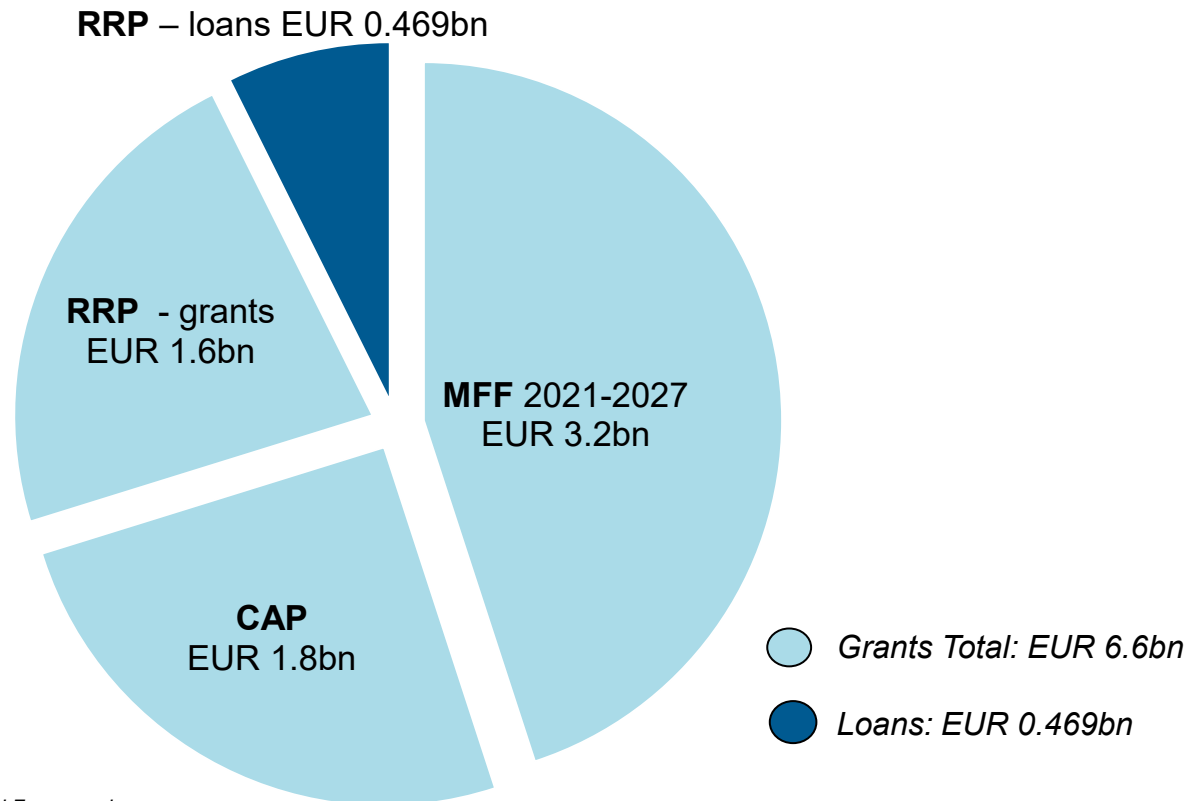
*Note: The total primary energy supply of Slovenia was 6.1 million toe (= 256 PJ), which is 4% less than in the previous year.

Source: SORS, Energy statistics, 10.6.2026





Funds From EU Funding Mechanisms Available to Slovenia by 2030



*MMF – Multiannual Financial Framework
CAP – Common Agricultural Policy
RRP – Recovery and Resilience Plan*

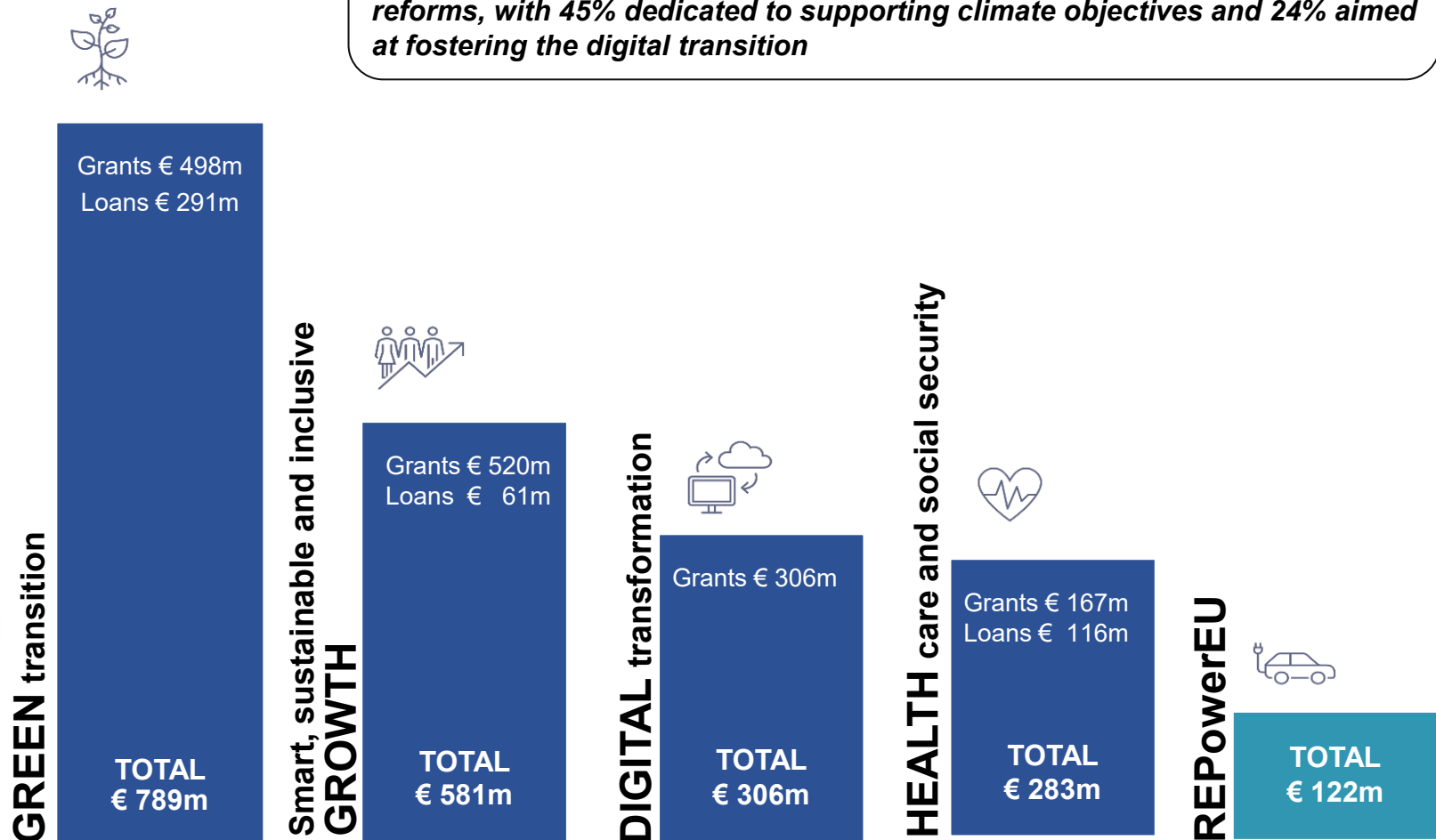
Source: Ministry of Finance, Office of the Republic of Slovenia for Recovery and Resilience, 10.6.2026





Recovery and Resilience Plan – EU NGEU

The reforms and investments are driving Slovenia towards greater sustainability, resilience, and readiness for the challenges and opportunities presented by **the green and digital transitions**. The plan includes **48 investment streams** and **36 reforms**, with **45% dedicated to supporting climate objectives** and **24% aimed at fostering the digital transition**



Source: Ministry of Finance, Office of the Republic of Slovenia for Recovery and Resilience, 10.6.2026





RRP Milestones & Envisaged Draw Down

After receiving the fourth payment request, Slovenia will have received a total of EUR 1.77 billion in funds (85%), comprising EUR 1.30 billion in grants (81%) and EUR 466 million in loans (99%). Meanwhile, **the state budget has already paid** EUR 1.53 bn euros to the final recipients or project sponsors for the activities carried out



RRP allocation of funds (as reflected in the State Budget)

RRF	2021	2022	2023	2024	2025	2026	2027*	Total
Grants EUR (m)	113.25	117.75	80.75	240.90	444.84	302.90	313.13	1.613,52
Loans EUR (m)*	0.00	0.00	310.09	116.13	39.56	3.06	0.00	468.84
Total	113.25	117.75	390.84	357.03	484.40	305.96	313.13	2.082,36

* The final inflow of funds from the European Commission is expected by 31 December 2026. The transfer of funds to the budget will take place in 2027; currently, only EUR 144 million is planned for transfer in the 2027 budget.





ESG labelled bonds

*Slovenia in 2025 became **the first European sovereign** to tie its bond's interest rate to the country's performance on **environmental targets***

Sustainability Bond (SB)

2021 1st
2023 2nd

2021: Bond proceeds financed projects with 33% environmental and 67% social impact. This includes a commitment to align with the EU Taxonomy Regulation to the extent possible
2023: The second SB includes a commitment to align with the EU Taxonomy Regulation

- Links (2nd SB 2023):**
- [Framework](#)
 - [SPO 2023](#)
 - [Bond Report](#)
 - [Allocation Review/Final Impact Report/ Final](#)
 - [Allocation Spreadsheets](#)
 - [Impact Reporting Spreadsheets](#)
 - [ESG Investor Presentation](#)

Sovereign Social Bond (Samurai)

2024 1st
2025 2nd

The **sovereign-issued Social Samurai Bond**. Proceeds will exclusively (re)finance eligible social projects under the 2023 Sustainability Bond Framework

- Links (2024 Sovereign Social Bond Samurai):**
- [Second Party Impact Report \(July 2025\)](#)
 - [Second Party Allocation Review \(July 2025\)](#)
 - [Impact spreadsheets \(July 2025\)](#)
 - [Allocation spreadsheets \(July 2025\)](#)
 - [Slovenia 2024 Sovereign Social Bond Report \(July 2025\)](#)
 - [Framework](#)

2025 Sustainability-linked bond (SLB)

SLBs offer **flexibility by allowing unrestricted use of proceeds** while holding issuers accountable to **sustainability targets**, with performance-based incentives or penalties

- Links:**
- [Framework](#)
 - [SPO](#)
 - [NECP](#)
 - [Annex to NECP](#)
 - [Investor Presentation \(June 2025\)](#)





2025 Sustainability-linked bond

Key transaction terms and highlights

- On 24 June 2025, the Republic of Slovenia successfully issued inaugural 10-year Sustainability-linked bond. The landmark transaction is the **first from a European sovereign**. Exceptional investor demand pushed the orderbook beyond EUR 6.5 billion, allowing Slovenia to tighten pricing at MS+61 bps—demonstrating **strong market confidence in the issuance**

Issuance: 24 June 2025

Maturity: 2 July 2025

Issue size: EUR 1bn

Coupon: 3.125% fixed; annual

SLB financial characteristics: +/- 50bps on last coupon

Target observation date:
December 31, 2030

Reporting on target achievement—and any step-up/step-down adjustment—is due within 36 months of the observation date, by 31 December 2033

KPI: Total annual greenhouse emission

SPT 1.1: 35% decrease of total GHG emissions by 2030 relative to 2005 baseline

*>> Coupon **step up**: The coupon payable on the note shall increase 50 bps starting in July 2034 if SPT 1.1 has not been achieved*

SPT 1.2: 45% decrease of total GHG emissions by 2030 relative to 2005 baseline

*>> Coupon **step down**: The coupon payable on the note shall decrease 50 basis points starting in July 2034 if SPT 1.2 has been achieved*

*Key Performance Indicators (“KPIs”)
Sustainability Performance Targets (“SPTs”)*

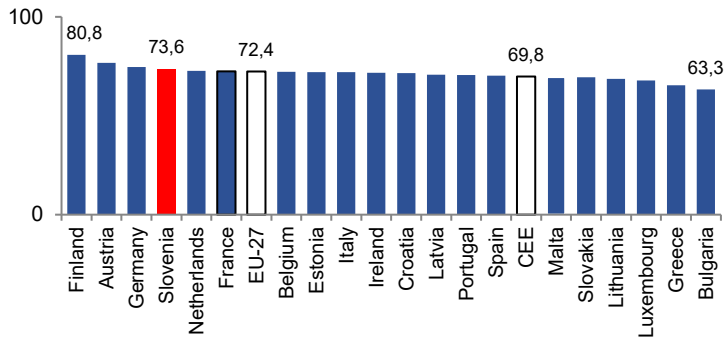
- In March 2025, Slovenia unveiled the **Sustainability-Linked Bond (SLB) Framework**, developed in alignment with the 2024 ICMA SLB Principles. The Framework received a Second Party Opinion from S&P Global, affirming its credibility and alignment with international best practices
- This SLB issuance underscores **Slovenia’s strong commitment to sustainable finance and global climate goals**. By broadening its investor base and aligning with international emissions reduction efforts, Slovenia reinforces its role as a proactive contributor to the global transition toward a low-carbon economy





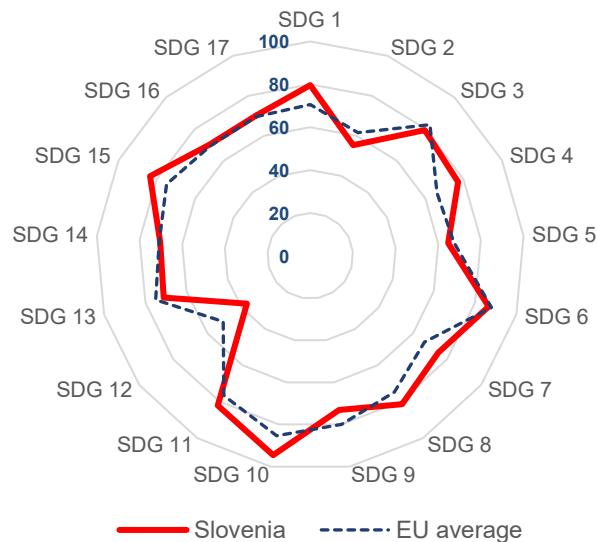
SDG Dashboards and Trends for Slovenia 2025

EA-21 SDG Index Score (2025) (100 (best) to 0 (worst))



CEE – Bulgaria, Croatia, Czechia, Hungary, Poland, Romania, Slovak Republic, Slovenia
Source: ESDR 2026, online database, 10.6.2026

Average performance by SDG (2025)



SDG Index Rank: **6th** among EU-27

Country score: **73.6** (in 2015 70.5)

PEOPLE

(1) no poverty, (2) zero hunger, (3) good health and wellbeing, (4) quality education, (5) gender equality



PLANET

(6) clean water and sanitation, (12) responsible consumption and production, (13) climate action, (14) life below water, (15) life on land



PROSPERITY

(7) affordable and clean energy, (8) decent work and economic growth, (9) industry, innovation and infrastructure, (10) reduced inequalities, (11) sustainable cities and communities



PEACE AND PARTNERSHIP

(16) peace, justice and strong institutions, (17) partnerships for the goals



Dashboards: ● SDG achieved ● Challenges remain ● Significant challenges remain ● Major challenges remain
Trends: ↑ On track or maintaining SDG achievement ↗ Moderately improving → Stagnating ↓ Decreasing

Note: *The Europe Sustainable Development Report 2026* is the 6th edition of independent quantitative report on the progress of the Europe towards Sustainable Development Goals (SDGs).

